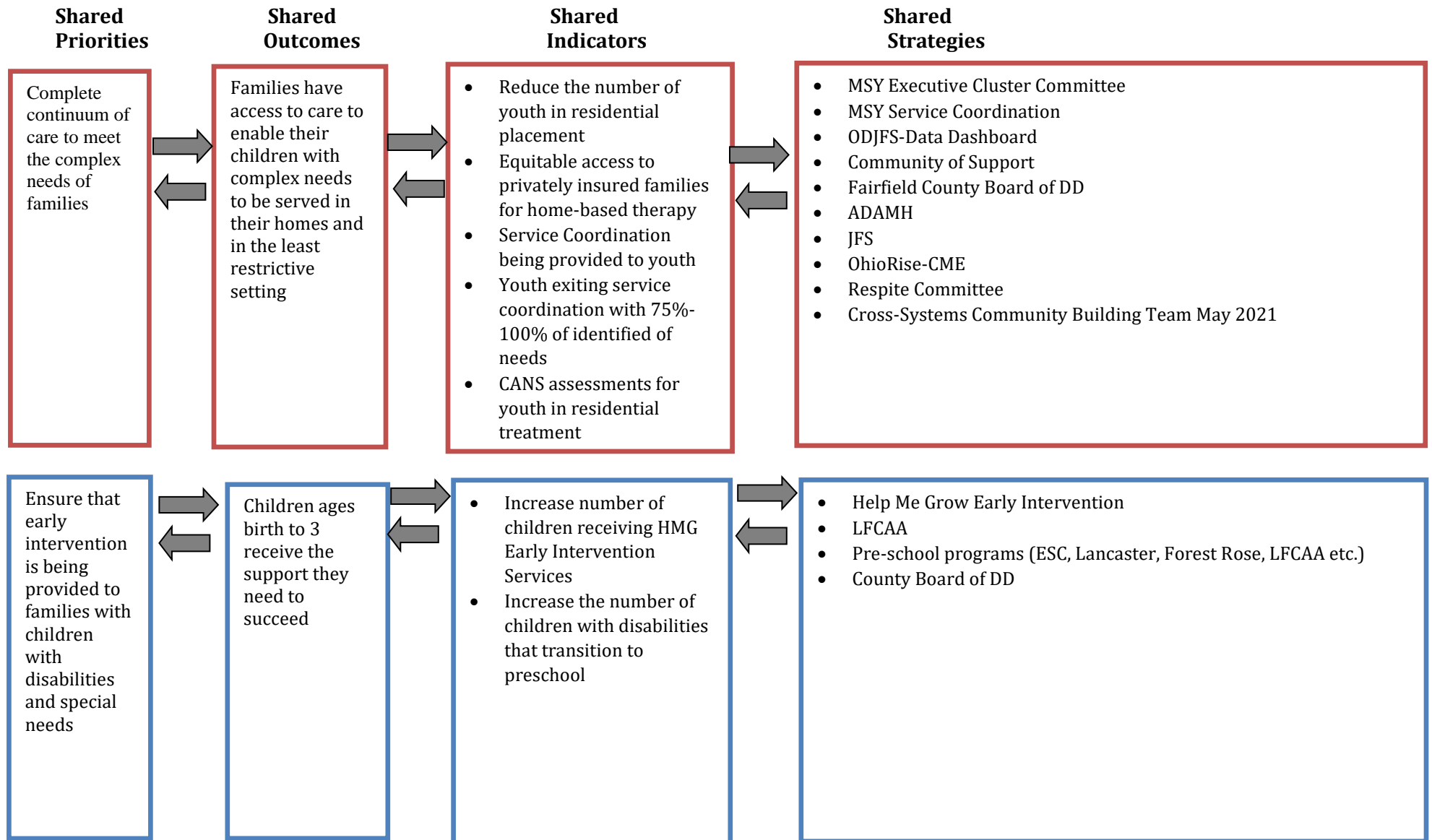
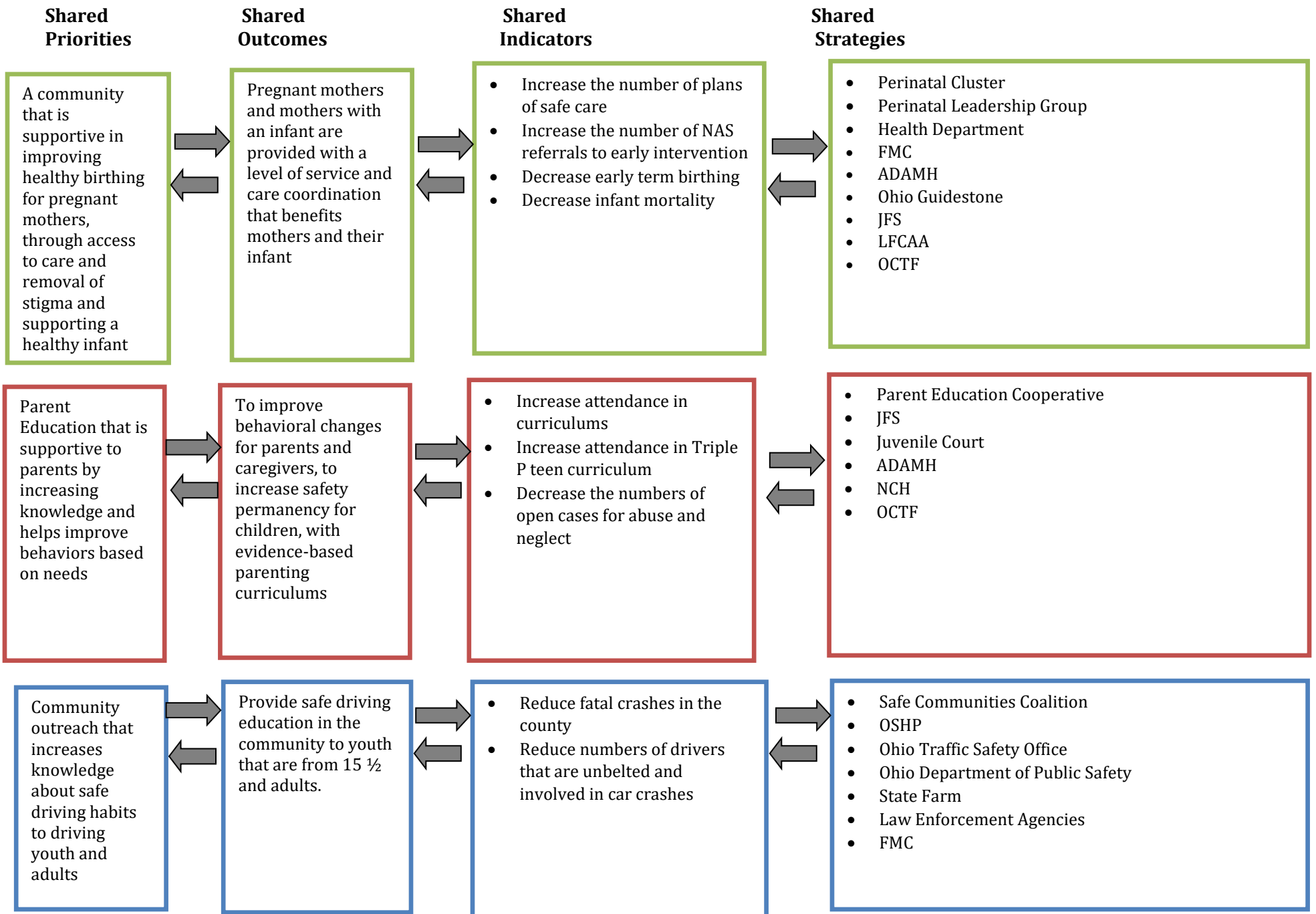
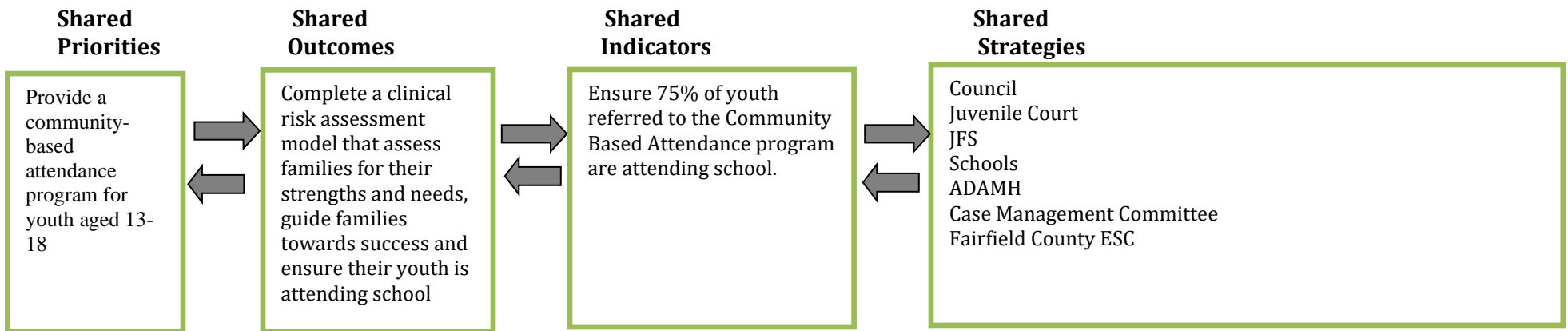


Fairfield County Family and Children First Council Shared Plan for SFYs 2023-2025

Current FCFC Initiatives: Multi-System Youth Committees (Interdisciplinary Team, Executive Cluster), Parent Education Cooperative, Safe Kids/Safe Communities Coalition, Building Trauma-Informed System Collaborative, Perinatal Leadership Group, Perinatal Cluster,







Needs Assessment

List any community plans that were incorporated into this process. Include only those plans that are written, data informed, and have identified priorities (e.g. FCE, CCIP, United Way, MHRB plan):

1. Community of Support
2. ODJFS Data Dashboard
3. Fairfield County Juvenile and Probate Court 2021 Annual Report
4. 2020 Ohio Neonatal Abstinence Syndrome County Report
5. Fairfield County Community Health Needs Assessment
6. Public Children Services Association of Ohio Fact Book
7. Fairfield County Job and Family Services Report to the Community
8. Fairfield County Board of Development Disabilities Report to the Community
9. Fairfield County ADAMH Board Community Plan SFY 2021-2022
10. Fairfield County Family, Adult and Children First Council 2021 Annual Report

2. Identify alternative needs assessment methods or data sets that were utilized to identify the Shared Priorities:

3. Identify any barriers experienced in this process (i.e. plan collection, availability of data, language issues, etc.):

4. Identify any successes/how this process has worked to strengthen the council and county collaboration:

Appendix C Shared Plan Annual Report

Report on Indicator Data (Please provide data for each shared measurement indicator listed on the Shared Plan. Please list only ONE outcome per page. This page can be duplicated as needed).

Shared Outcome: **Families have access to care to enable their children with complex needs to be served in their homes and in the least restrictive setting**

Shared Measurement Indicator(s):	Baseline Data	Current Year Data	Direction of Change (+, -, NC)
Reduce the number of youths in residential placement	Data: 42 Year of Data: SFY22	Data: Year of Data:	Select one:
Equitable access to privately insured families for home-based therapy	Data: 20 Year of Data: SFY22	Data: Year of Data:	Select one:
Service Coordination being provided to youth	Data: 179 Year of Data: SFY22	Data: Year of Data:	Select one:
Youth exiting service coordination with 75%-100% of identified of needs	Data: 83 Year of Data: SFY22	Data: Year of Data:	Select one:
CANS assessments for youth in residential treatment	Data: 13 Year of Data: SFY22	Data: Year of Data:	Select one:

1. Please list the data source(s) for the indicator(s):

MSY Executive Cluster Committee, MSY Service Coordination, ODJFS-Data Dashboard, Community of Support, ADAMH, JFS, OhioRise-CME, Respite Committee, Cross-Systems Community Building Team May 2021

2. Please identify any key findings: (explanation of data findings; FCFC actions taken in response to key findings, etc.) If no baseline data currently exists, please explain what efforts are being put in place to collect data.

Report on Indicator Data (Please provide data for each shared measurement indicator listed on the Shared Plan. Please list only ONE outcome per page. This page can be duplicated as needed).

Shared Outcome: **Children ages birth to 3 receive the support they need to succeed**

Shared Measurement Indicator(s):	Baseline Data	Current Year Data	Direction of Change (+, -, NC)
Increase number of children receiving HMG Early Intervention Services	Data: 430 Year of Data: SFY22	Data: Year of Data:	Select one:
Increase the number of children with disabilities that transition to preschool	Data: 119 Year of Data:	Data: Year of Data:	Select one:

1. Please list the data source(s) for the indicator(s):

Help Me Grow Early Intervention, LFCAA, Pre-school programs (ESC, Lancaster, Forest Rose, LFCAA etc.), County Board of DD

2. Please identify any key findings: (explanation of data findings; FCFC actions taken in response to key findings, etc.) If no baseline data currently exists, please explain what efforts are being put in place to collect data.

Report on Indicator Data (Please provide data for each shared measurement indicator listed on the Shared Plan. Please list only ONE outcome per page. This page can be duplicated as needed).

Shared Outcome: Pregnant mothers and mothers with an infant are provided with a level of service and care coordination that benefits mothers and their infant

Shared Measurement Indicator(s):	Baseline Data	Current Year Data	Direction of Change (+, -, NC)
Increase the number of plans of safe care	Data: 22 Year of Data: SFY22	Data: Year of Data:	Select one:
Increase the number of NAS referrals to early intervention from Perinatal Cluster	Data: 3 Year of Data: SFY22	Data: Year of Data:	Select one:
Decrease very pre-term birthing (less than 32 weeks)	Data: 16 Year of Data: SFY22	Data: Year of Data:	Select one:
Decrease infant mortality	Data: 7 Year of Data: CY21	Data: Year of Data:	Select one:

- Please list the data source(s) for the indicator(s):**
Perinatal Cluster, Perinatal Leadership Group, Health Department, FMC, ADAMH, Ohio Guidestone, JFS, LFCAA, OCTF
- Please identify any key findings: (explanation of data findings; FCFC actions taken in response to key findings, etc.) If no baseline data currently exists, please explain what efforts are being put in place to collect data.**

Report on Indicator Data (Please provide data for each shared measurement indicator listed on the Shared Plan. Please list only ONE outcome per page. This page can be duplicated as needed).

Shared Outcome: **To improve behavioral changes for parents and caregivers, to increase safety permanency for children, with evidence-based parenting curriculums**

Shared Measurement Indicator(s):	Baseline Data	Current Year Data	Direction of Change (+, -, NC)
Increase attendance in curriculums	Data: 43 Year of Data: SFY22	Data: Year of Data:	Select one:
Increase attendance in Triple P teen curriculum	Data: * Year of Data: SF23	Data: Year of Data:	Select one:
Decrease the numbers of open cases for abuse and neglect	Data: 1178 Year of Data: SFY22	Data: Year of Data:	Select one:

1. Please list the data source(s) for the indicator(s):

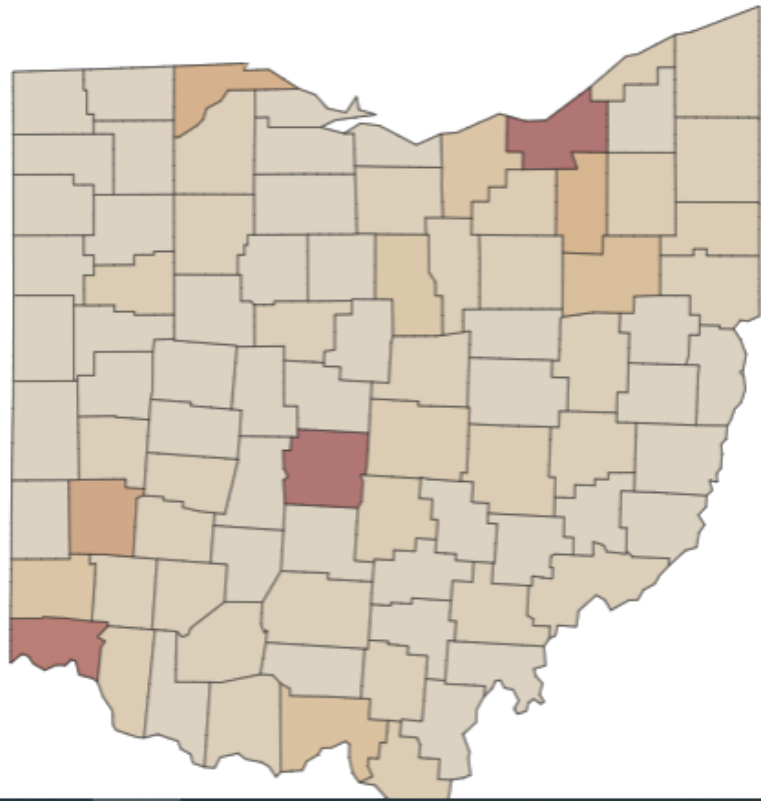
Parent Education Cooperative, JFS, Juvenile Court, ADAMH, NCH, OCTF, ODJFS Database. * This data is going to be offered during SFY23.

Point in Time Count of Participants on an Open Child Abuse and Neglect Case

The base population for this dashboard is a distinct count of active case participants on open child abuse and neglect cases. Please see Glossary for detailed descriptions

Statewide Total of Case Participants on Open Cases (Based on Filters Selected)

125,816



Search by County Name

Cuyahoga	16,577
Franklin	16,433
Hamilton	14,883
Montgomery	7,611
Lucas	5,738
Summit	5,475
Stark	3,691
Scioto	2,975
Lorain	2,677
Butler	2,628
Richland	2,052
Clermont	1,512
Muskingum	1,478
Portage	1,403
Allen	1,363
Mahoning	1,353
Lake	1,307
Medina	1,279
Licking	1,186
Fairfield	1,178
Lawrence	1,170
Warren	994
Knox	985
Ross	982
Wayne	955
Ashland	954
Clark	822

Select Filters

Date Period

State Fiscal Year

Month, Year

July 2022

Agency Type

(All)

Agency Name

(All)

Case Category

(All)

Age Group

(All)

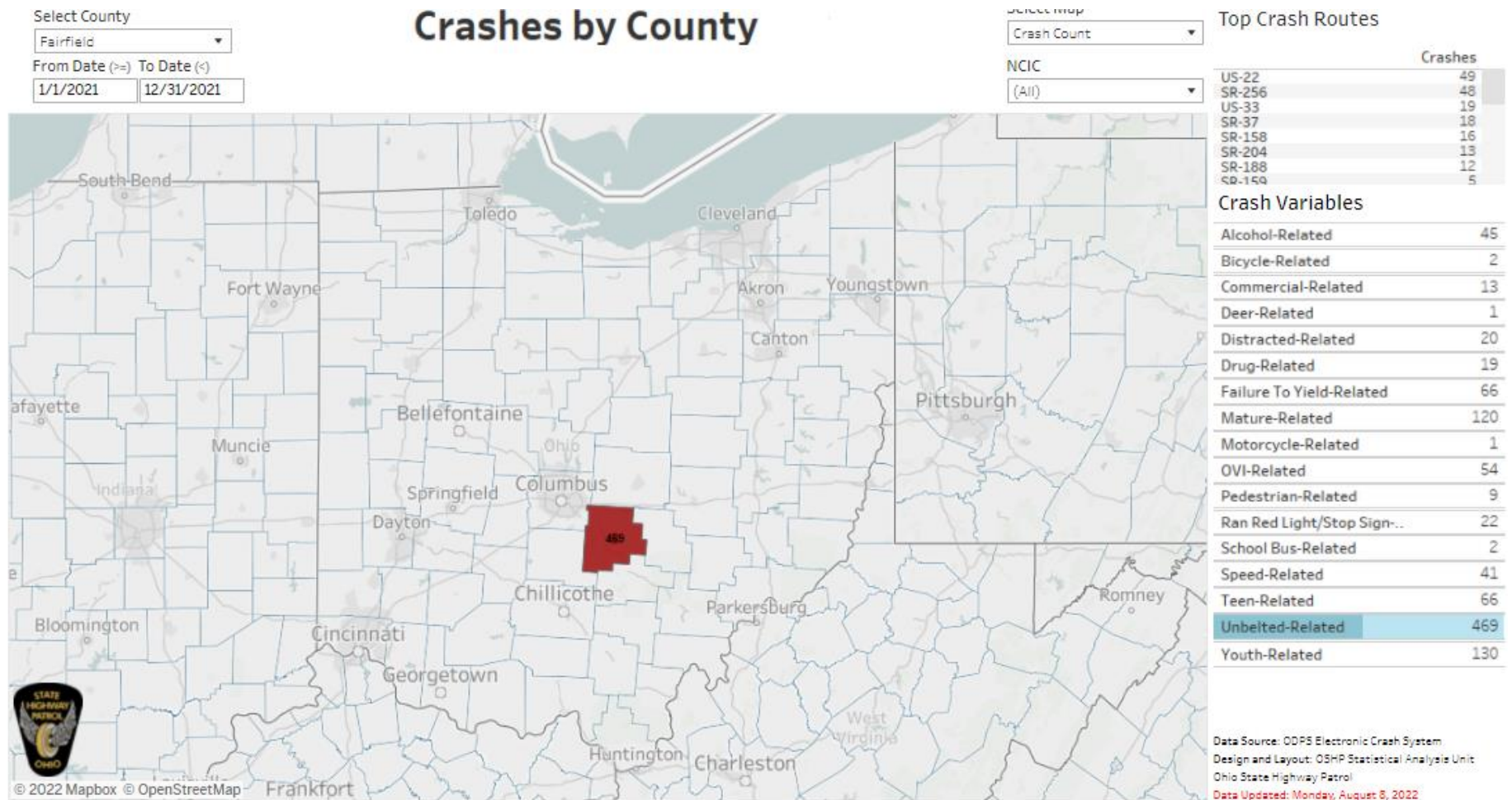
2. Please identify any key findings: (explanation of data findings; FCFC actions taken in response to key findings, etc.) If no baseline data currently exists, please explain what efforts are being put in place to collect data.

Report on Indicator Data (Please provide data for each shared measurement indicator listed on the Shared Plan. Please list only ONE outcome per page. This page can be duplicated as needed).

Shared Outcome: **Provide safe driving education in the community to youth that are from 15 ½ and adults.**

Shared Measurement Indicator(s):	Baseline Data	Current Year Data	Direction of Change (+, -, NC)
Reduce fatal crashes in the county	Data: 15 Year of Data: CY21	Data: Year of Data:	Select one:
Reduce numbers of drivers that are unbelted and involved in car crashes	Data: 469 Year of Data: CY21	Data: Year of Data:	Select one:

1. Please list the data source(s) for the indicator(s):
OSHP Crash Dashboard



2. Please identify any key findings: (explanation of data findings; FCFC actions taken in response to key findings, etc.) If no baseline data currently exists, please explain what efforts are being put in place to collect data.

Report on Indicator Data (Please provide data for each shared measurement indicator listed on the Shared Plan. Please list only ONE outcome per page. This page can be duplicated as needed).

Shared Outcome: Complete a clinical risk assessment model that assess families for their strengths and needs, guide families towards success and ensure their youth is attending school

Shared Measurement Indicator(s):	Baseline Data	Current Year Data	Direction of Change (+, -, NC)
Ensure 75% of youth referred to the Community Based Attendance program are attending school.	Data: * Year of Data:	Data: Year of Data:	Select one:

1. **Please list the data source(s) for the indicator(s):**
*Data will be collected from FACFC and Juvenile Court.

2. **Please identify any key findings: (explanation of data findings; FCFC actions taken in response to key findings, etc.) If no baseline data currently exists, please explain what efforts are being put in place to collect data.**