

# Fairfield County Youth Behavior Survey 2016



OHIO  
UNIVERSITY



**2,405 Youth Surveyed**

**896 Seniors**

**1,509 Sophomores**

**Participating Schools**

**Amanda - Clearcreek Local School District**

**Berne Union Local School District**

**Bloom - Carroll Local School District**

**Fairfield Union Local School District**

**Fisher Catholic High School**

**Lancaster City School District**

**Liberty Union -Thurston Local School District**

**Pickerington Local School District - Central**

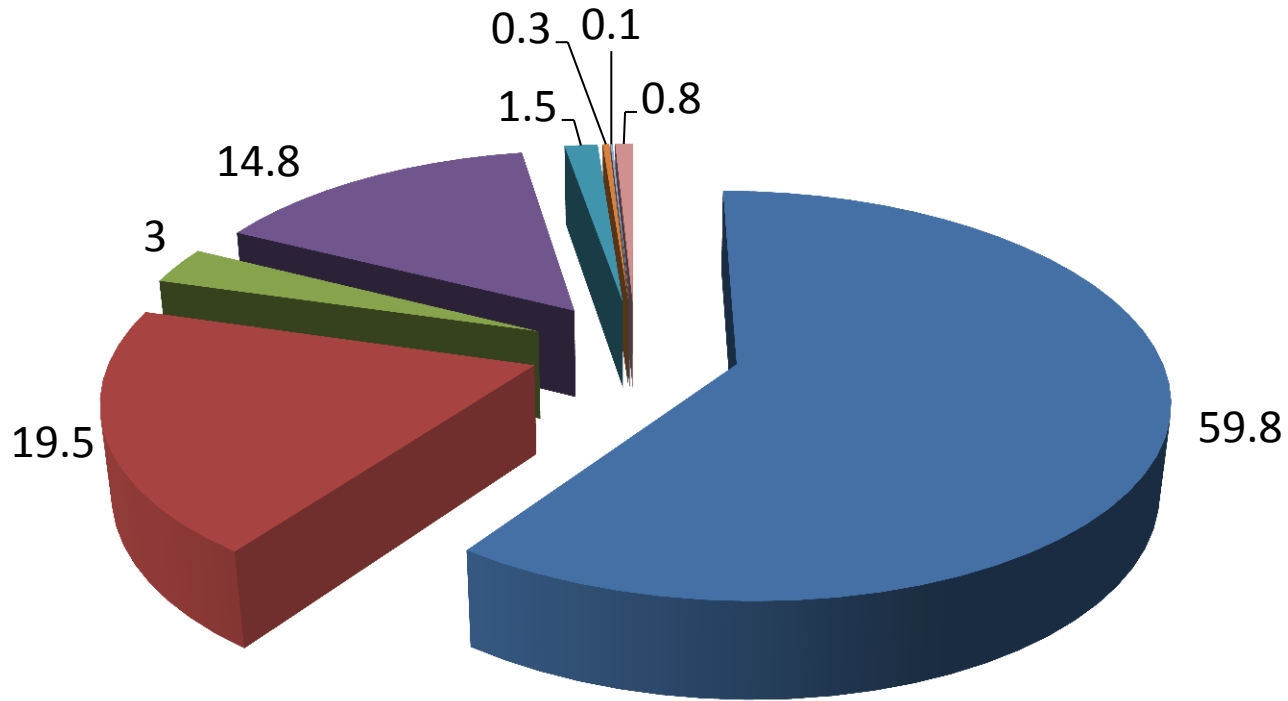
**Pickerington Local School District - North**

**Walnut Township Local School District**

# Student Demographics

## Family Status

10<sup>th</sup> and 12<sup>th</sup> combined 2016



■ Two Bio Parents  
■ Parent and Step  
■ Group Home

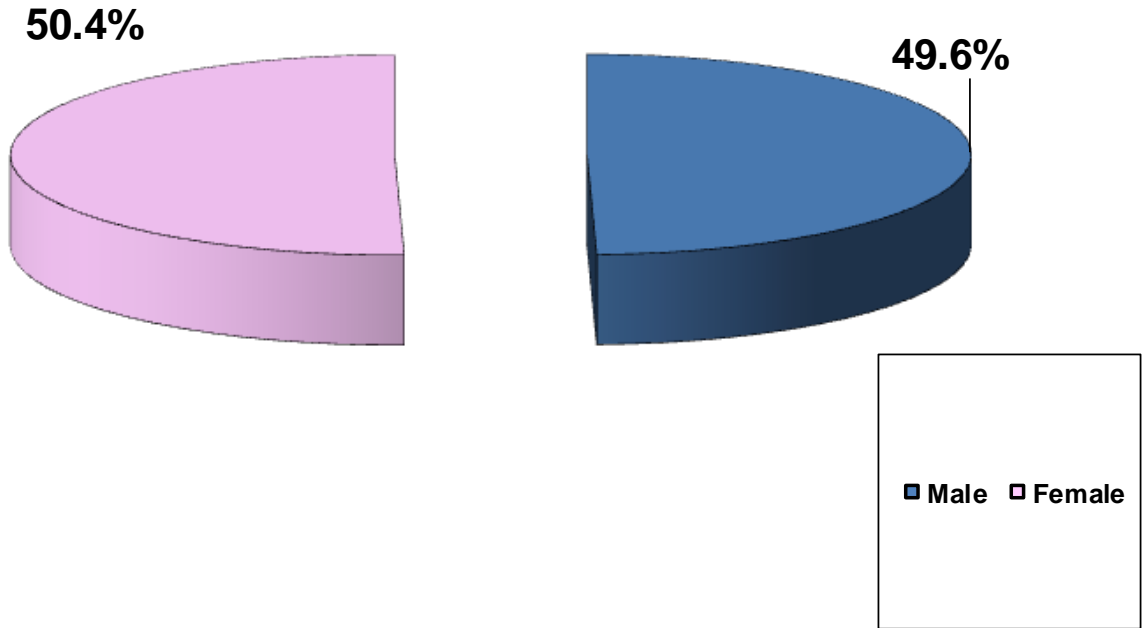
■ Single Parent  
■ Legal Guardian  
■ Live Independently

■ Grandparent/Relative  
■ Foster Parent

# Student Demographics – Gender

10<sup>th</sup> and 12<sup>th</sup> combined

2016

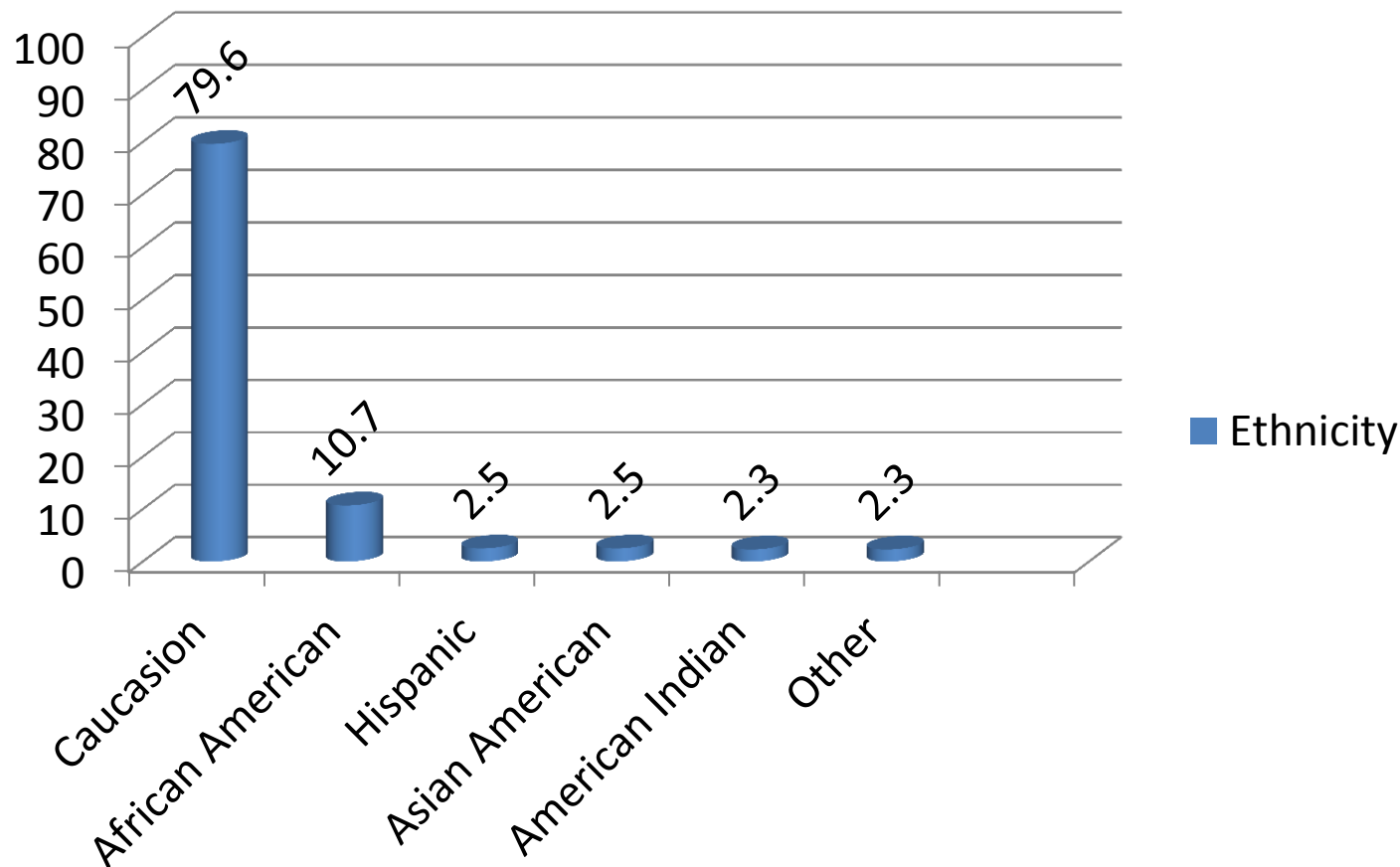


# Student Demographic – Ethnicity

## 10<sup>th</sup> and 12<sup>th</sup> grades combined

### 2016

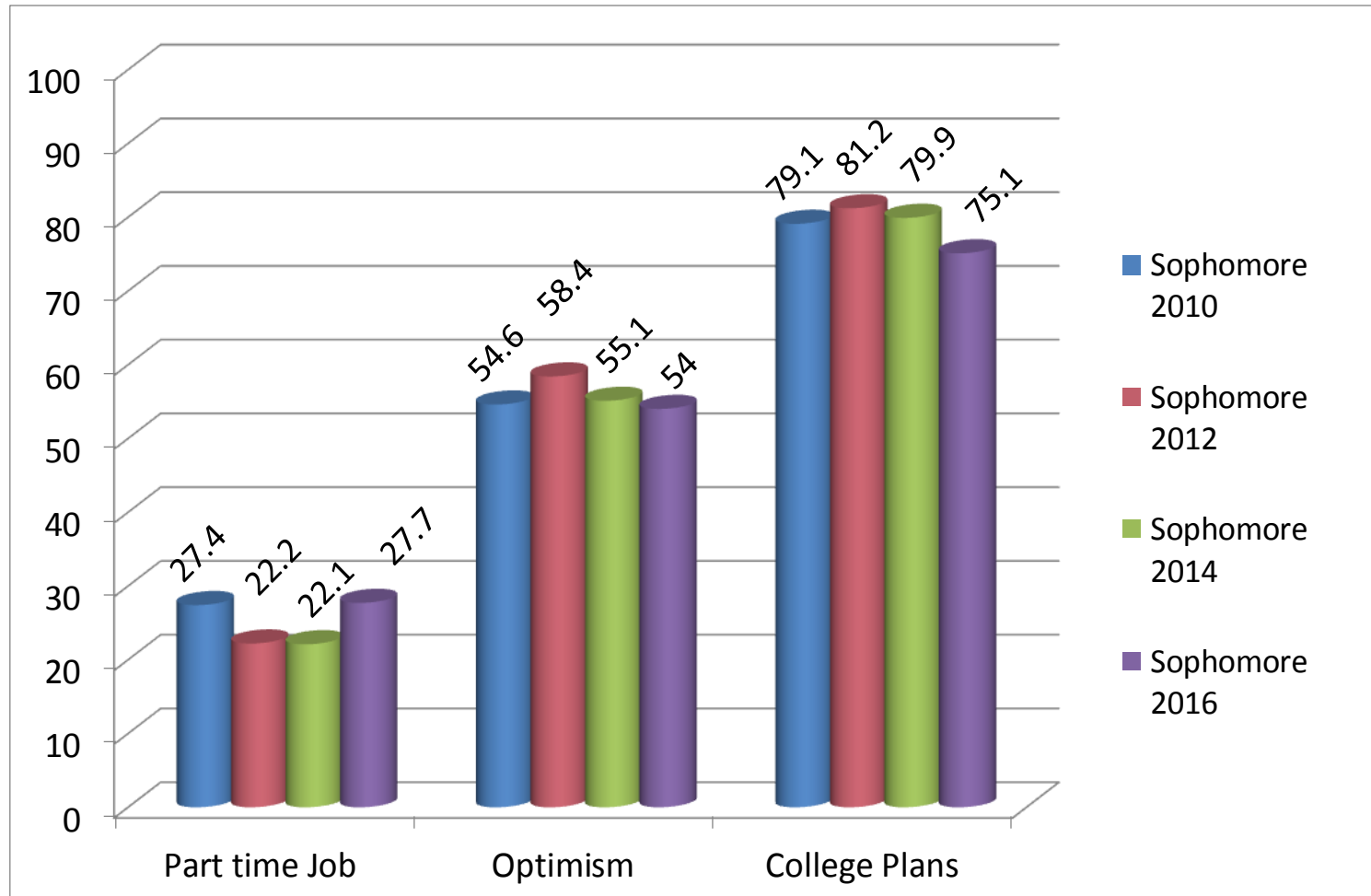
Percentage (%) of all students surveyed



# Student Profile – 2010-2016

## Sophomores %

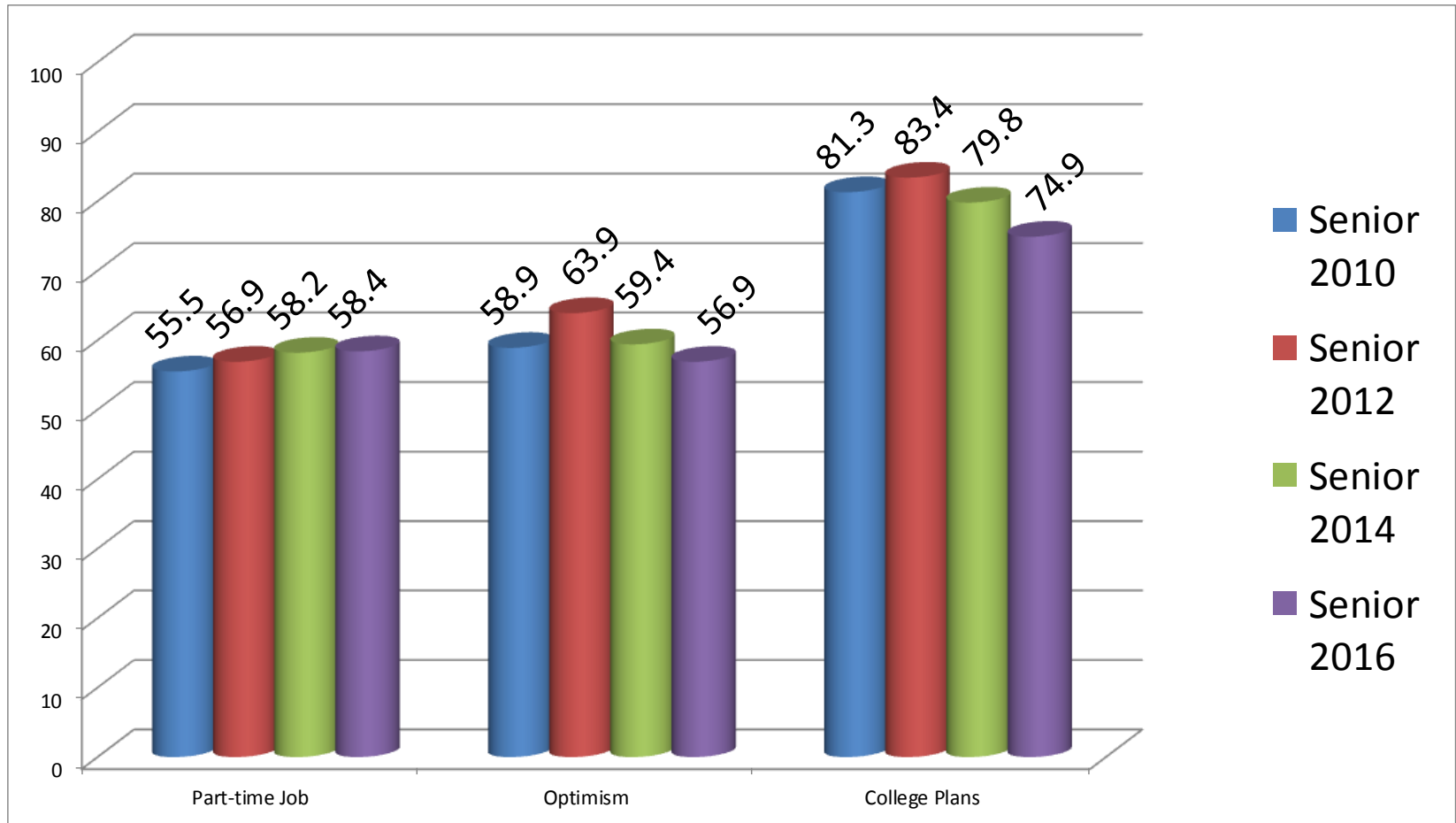
### Jobs, Optimism, College



# Student Profile – 2010-2016

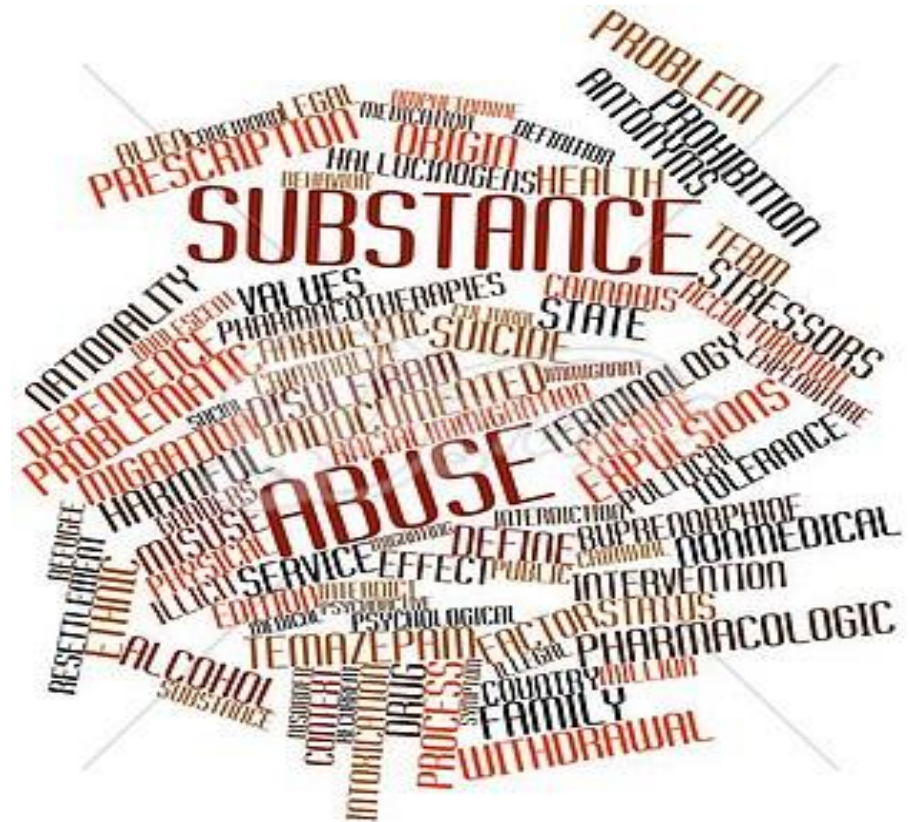
## Seniors %

### Jobs, Optimism, College



# Substance Abuse

- Lifetime Use
- 30 Day Use
- Rx Drugs
- Marijuana
  - Wax and Dabs
- Age of Onset
- Access



gg63197072 www.gograph.com



# Fairfield County and the Nation

## Lifetime Prevalence – Seniors 2016 %

	Fairfield County				Nation*			
	2010	2012	2014	2016	2009	2011	2013	2015
Alcohol	79.4	70.9	71.0	<b>68.5</b>	72.3	70	68.2	<b>64</b>
Tobacco	48	34.7	29.0	<b>25.4</b>	43.6	40	38.1	<b>31.1</b>
Marijuana	44.4	39.7	34.2	<b>32.6</b>	42	45.5	45.5	<b>44.7</b>
Marijuana Concentrates (Wax, Dab) **	X	X	X	<b>13.1</b>	X	X	X	<b>X</b>
Rx	20.3	10.9	6.6	<b>5.1</b>	20.2	21.7	21.5	<b>18.3</b>
Inhalants	7.6	3.3	3.4	<b>2.2</b>	9.5	8.1	6.9	<b>5.7</b>
Cocaine	7.6	3.6	1.9	<b>3.2</b>	6.0	5.2	4.5	<b>4.0</b>
Heroin	3.9	1.6	.6	<b>.3</b>	1.2	1.4	1.0	<b>.8</b>
Methamphetamine	2.9	2.0	.5	<b>1.0</b>	2.4	2.1	1.5	<b>1.0</b>
Synthetics (Bath Salts, K2, Spice)	X	11.4	6.1	<b>2.9</b>	X	X	X	<b>X</b>
Electronic Vaping (E- Cigarettes) **	X	X	X	<b>37.8</b>	X	X	X	<b>X</b>

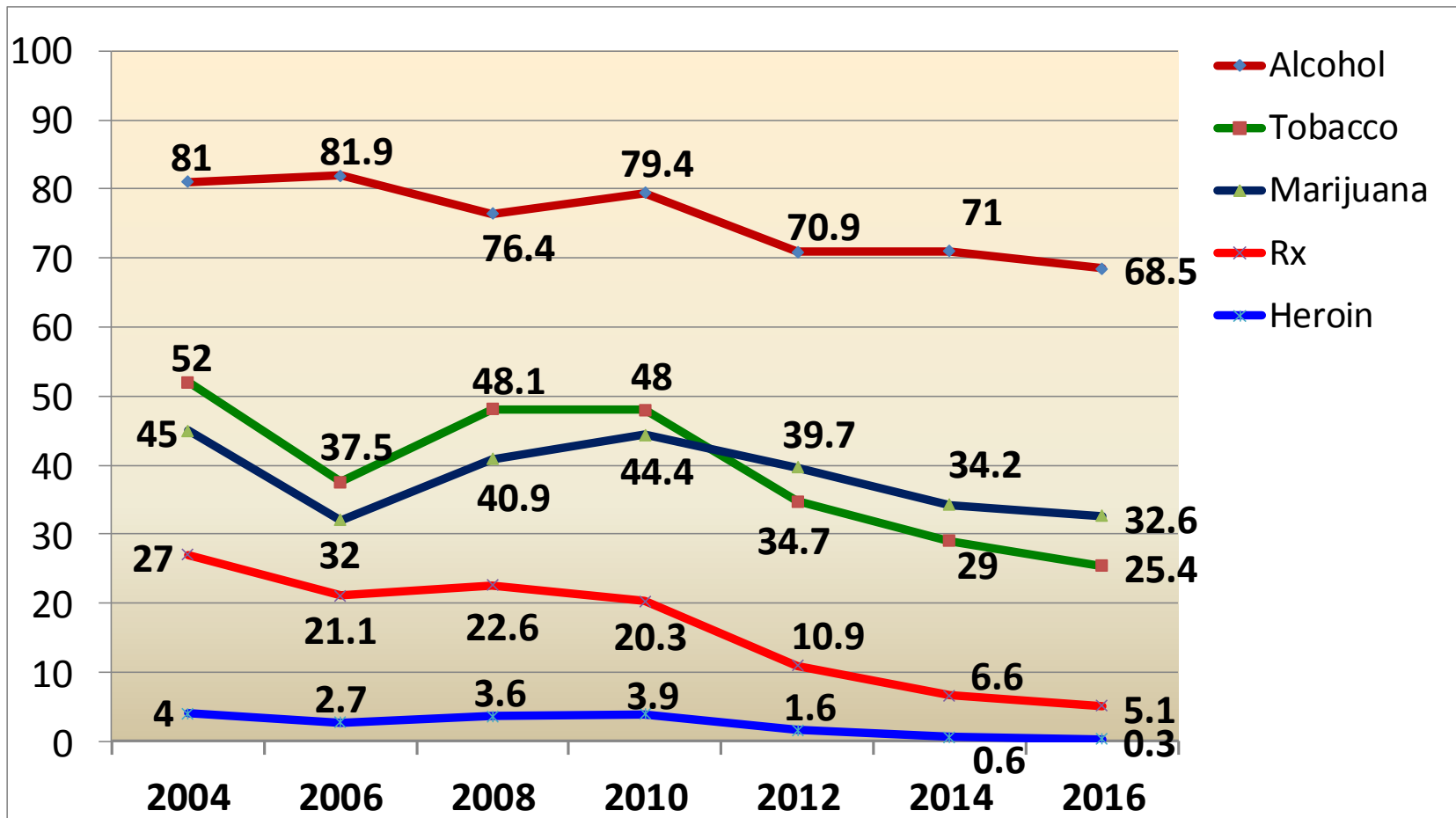
\*\* New Data

\* Monitoring the Future

# Trend: Lifetime Use

## Fairfield County Seniors

Percentage %



# Fairfield County and the Nation

## Thirty-Day Prevalence – Seniors 2016

	Fairfield County					Nation *			
	2010	2012	2014	2016	2009	2011	2013	2015	
<b>Alcohol</b>	34.7	21.1	19.6	<b>19.1</b>	43.5	40	39.2	<b>35.3</b>	
<b>Tobacco</b>	22.5	14.1	9.9	<b>8.0</b>	20.1	18.7	16.3	<b>11.4</b>	
<b>Marijuana</b>	20.3	16.4	14.2	<b>14.6</b>	20.6	22.6	22.7	<b>21.3</b>	
<b>Marijuana Wax, Dabs **</b>	X	X	X	<b>4.6</b>	X	X	X	<b>X</b>	
<b>Rx</b>	5.7	2.4	.4	<b>1.0</b>	7.3	7.2	7.1	<b>5.9</b>	
<b>Inhalants</b>	0.8	.5	.2	<b>.2</b>	1.2	1.0	1.0	<b>.7</b>	
<b>Cocaine</b>	1.2	.7	.2	<b>.1</b>	1.3	1.1	1.1	<b>1.1</b>	
<b>Heroin</b>	1.4	.4	.1	<b>.1</b>	.4	.4	.3	<b>.3</b>	
<b>Methamphetamine</b>	1.0	.5	.2	<b>.4</b>	.5	.6	.4	<b>.4</b>	
<b>Synthetics (Bath Salts, K2, Spice)</b>	X	1.4	.1	<b>.3</b>	X	X	X	<b>X</b>	
<b>Electronic Vaping, E-Cigs**</b>	X	X	X	<b>16.7</b>	X	X	X	<b>16.2</b>	

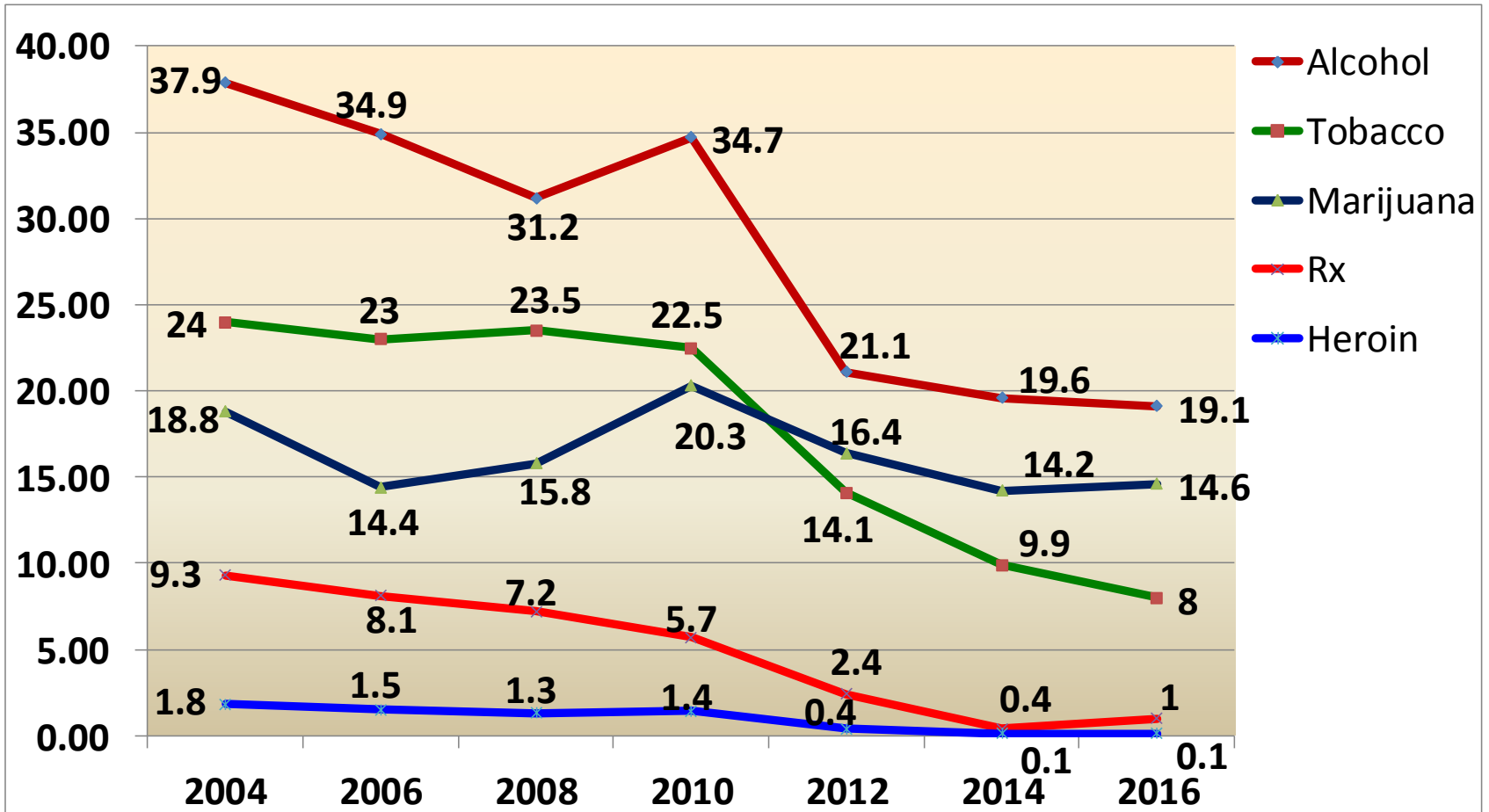
\*\* New Data

\* Monitoring the Future

# Trend: 30 Day Use

## Fairfield County Seniors

Percentage %

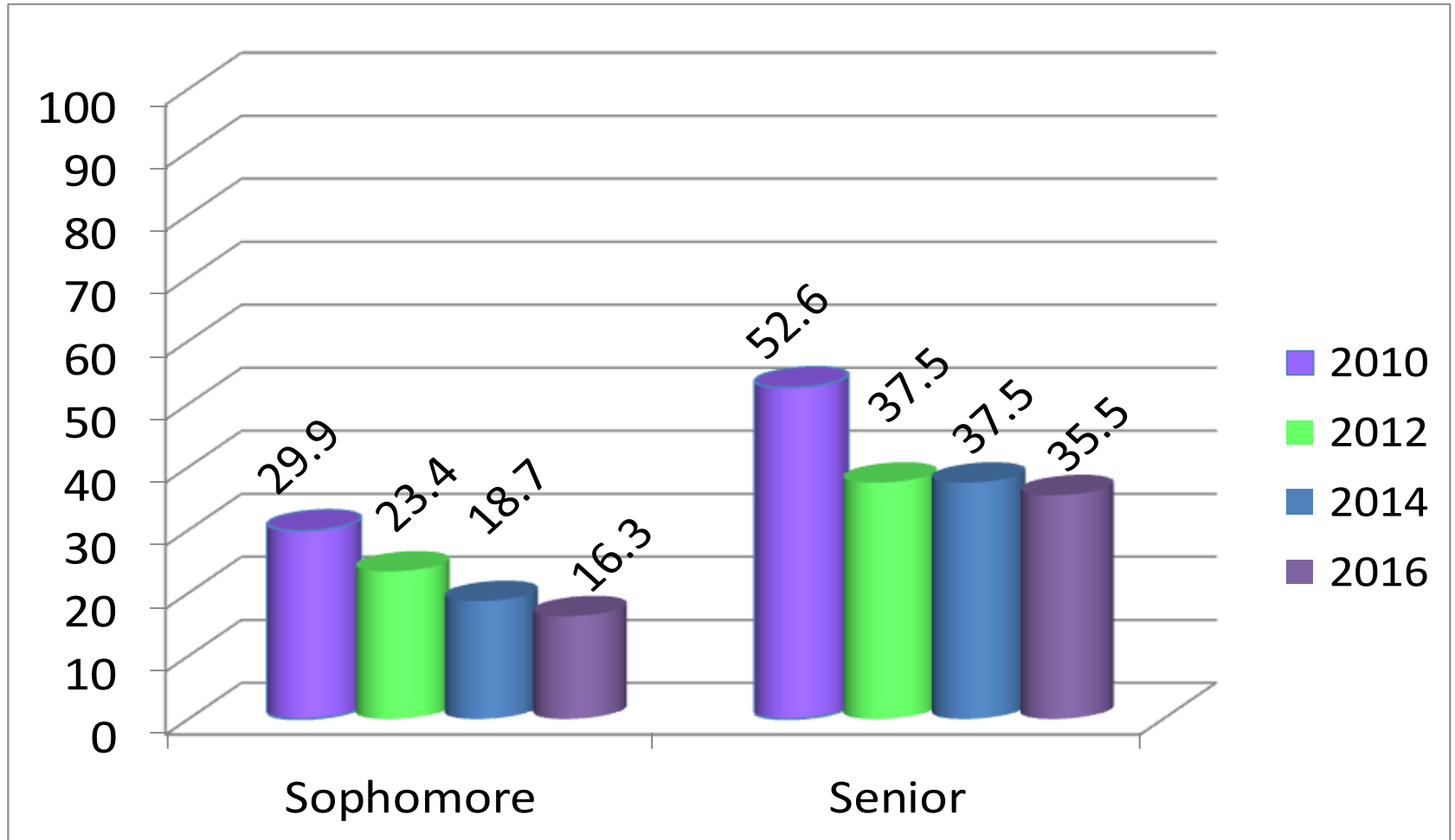


# Binge Drinking

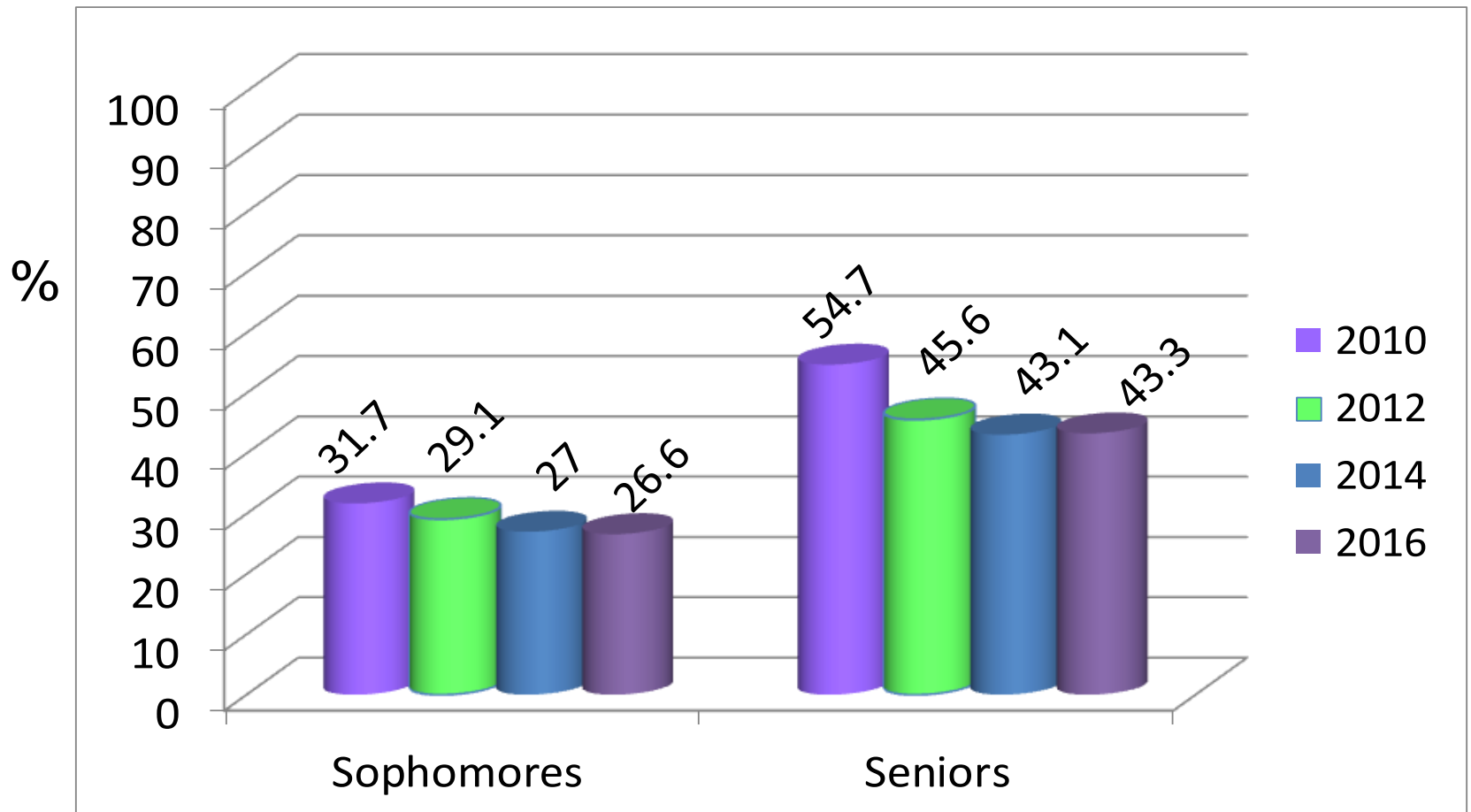
**Of those who report drinking alcohol...**

**% who had 5 or more within a few hours**

**2010-2016**

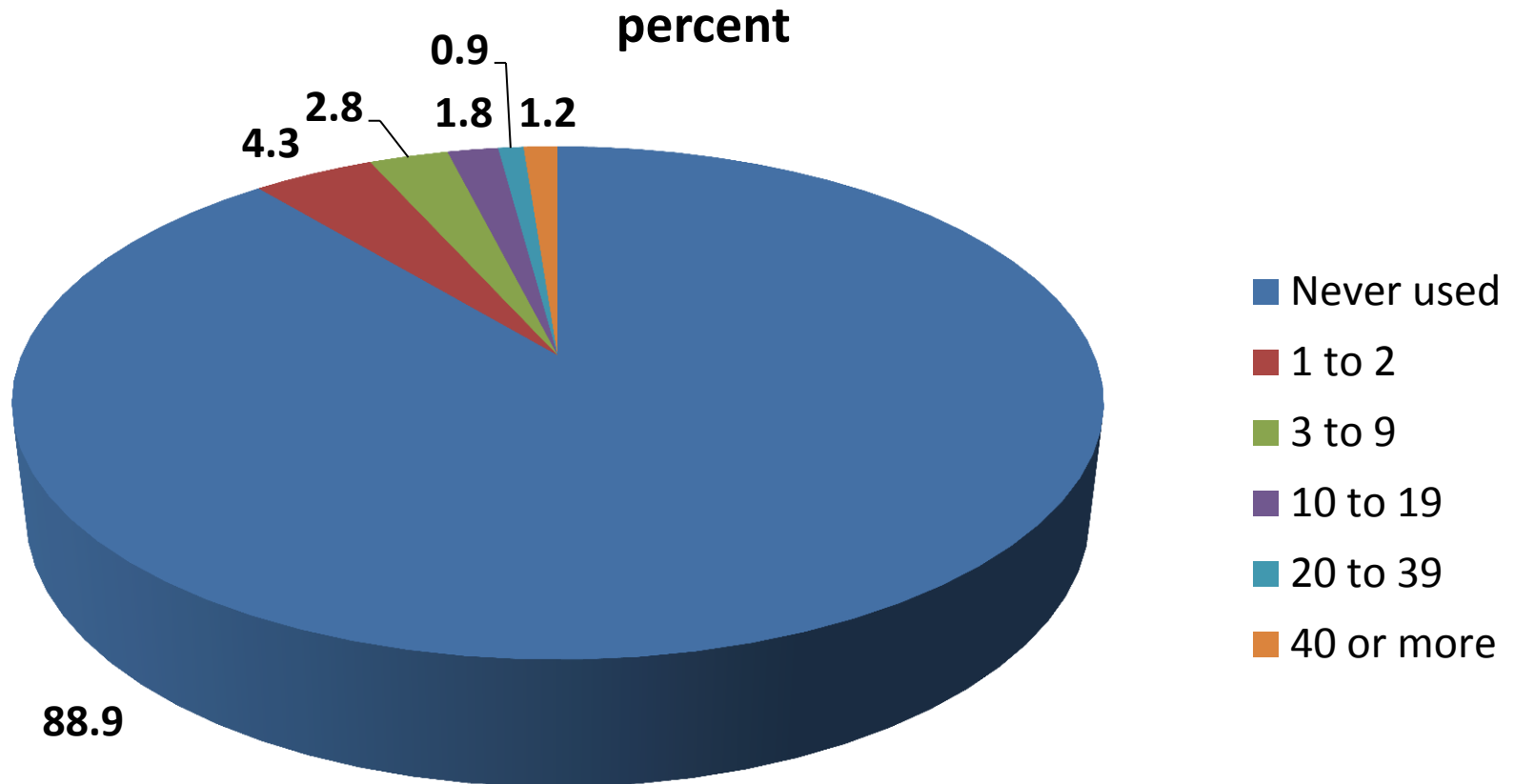


# Attended Party Where Parents Allow Alcohol 2010-2016 %



# Illegal Use of Rx Drugs – Lifetime

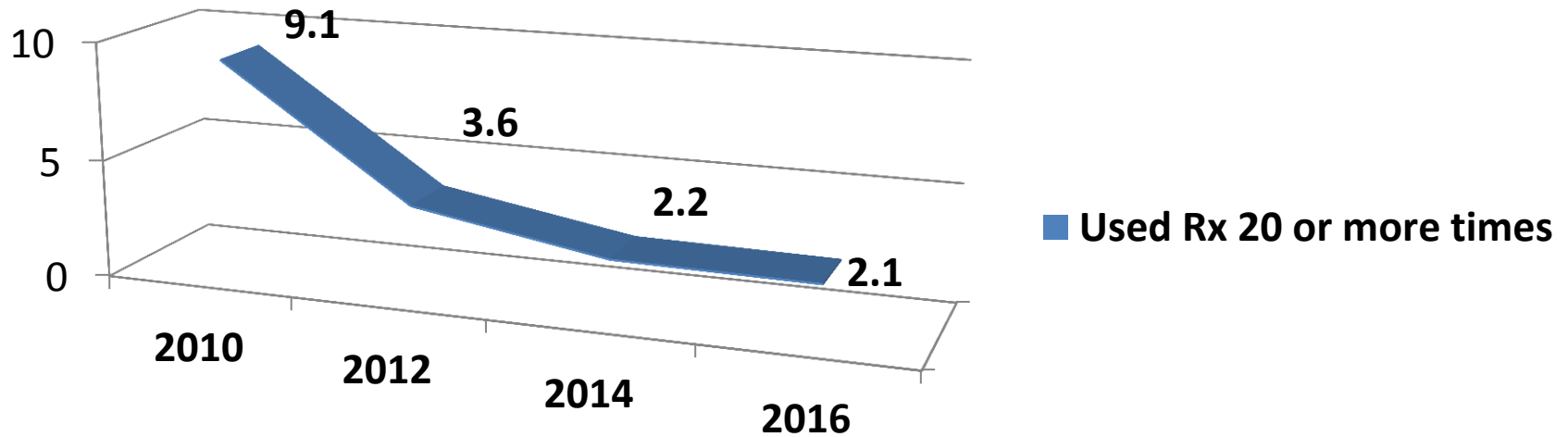
## # of times used – Seniors 2016



# Used Rx Drugs 20 or more times

2010-2016

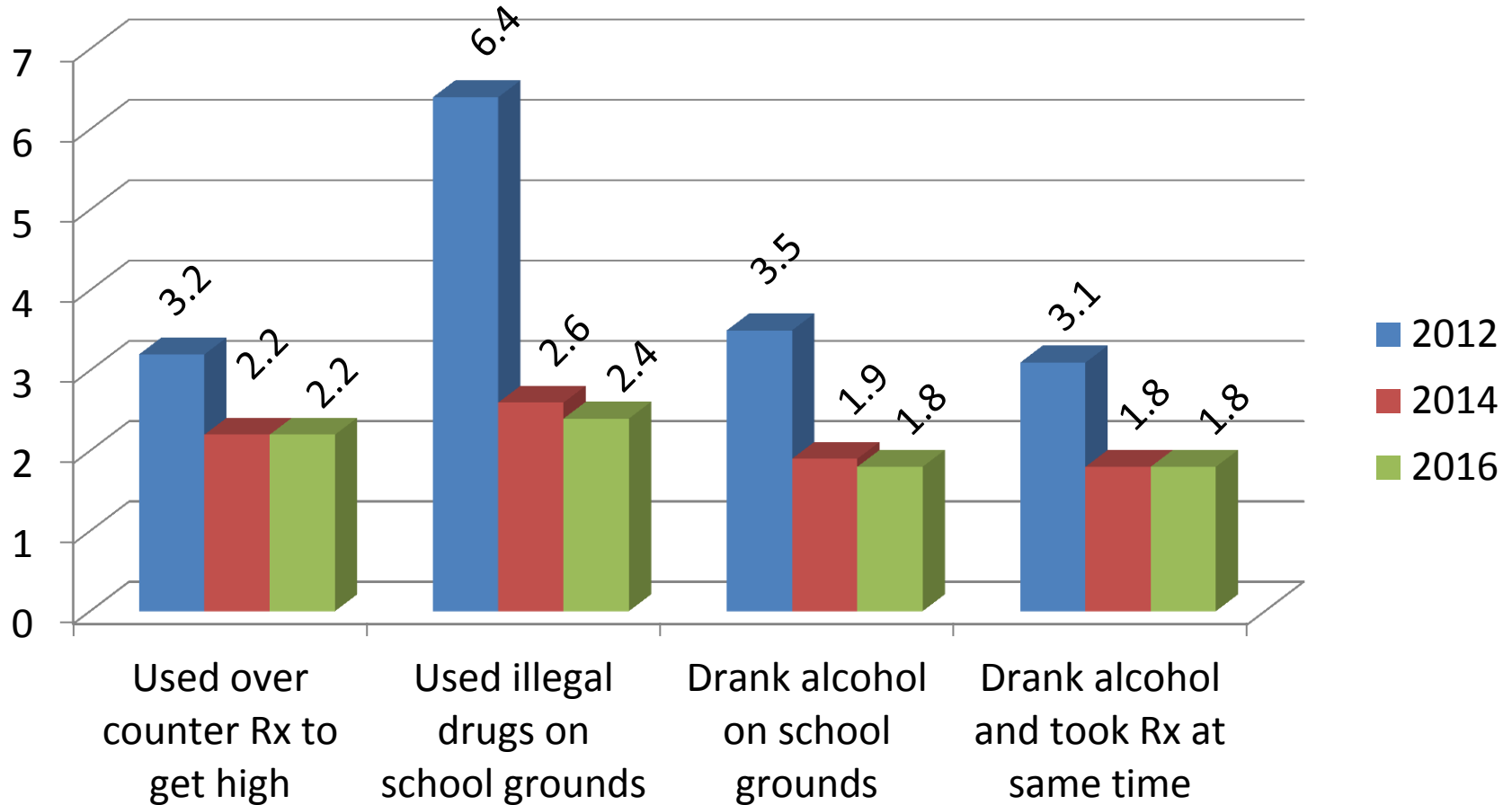
Used Rx Drugs 20 or more times  
Seniors  
Lifetime %



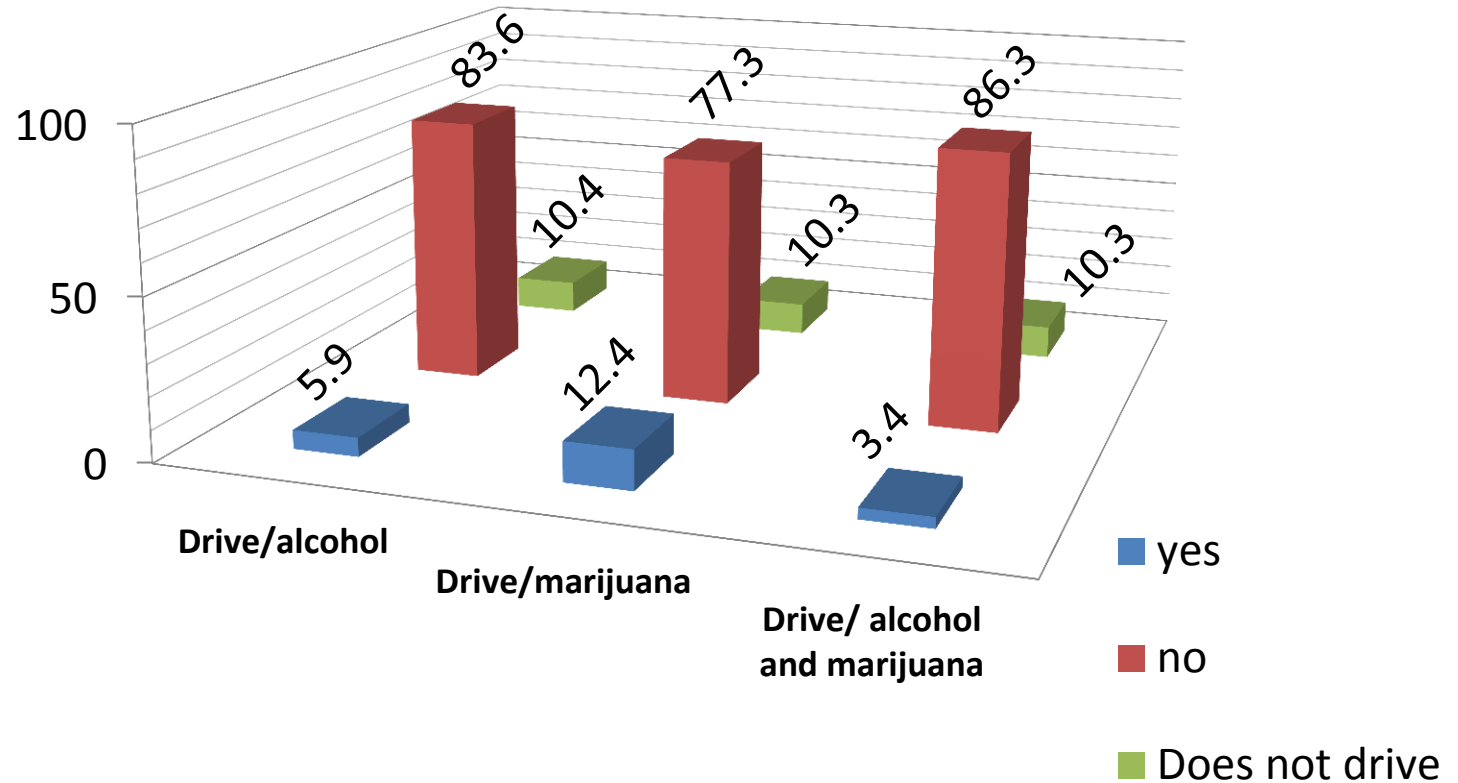


# Tracking Recent Data Seniors 2012-2016

Percent %



# Driving Data - Seniors 2016



# Marijuana

**Dabs** - Dabs are more of an umbrella term, meaning any kind of marijuana extract that counts as BHO. "Dabbing" refers to heating small doses of marijuana concentrate on a heated surface, usually a nail, and inhaling the smoke.

**Marijuana Wax**- This crystalline form of cannabis comes about as a direct result of being moved around. Wax finds its solid shape from heat and motion.

Highest potency of marijuana on the market and quicker high  
Created by using butane to extract "hash oil" or "butane hash oil (BHO) from marijuana plant

Marijuana is put in long tube and then heated with butane.  
THC/Butane mix is heated causing extreme risk of fire and explosion

# Waxing Creation Issues

- Wax is to marijuana as freebasing is to cocaine
- Vapors fill room and ignite with a spark
- Risk of burns and homes blowing up
- Learn how to cook wax on YouTube
- FEMA issued bulletin in February to identify BHO production
- 32 hash oil explosions in Colorado in 2014 and 0 in 2012
- Closed Wax System – more expensive



# Dabbing and Vaping



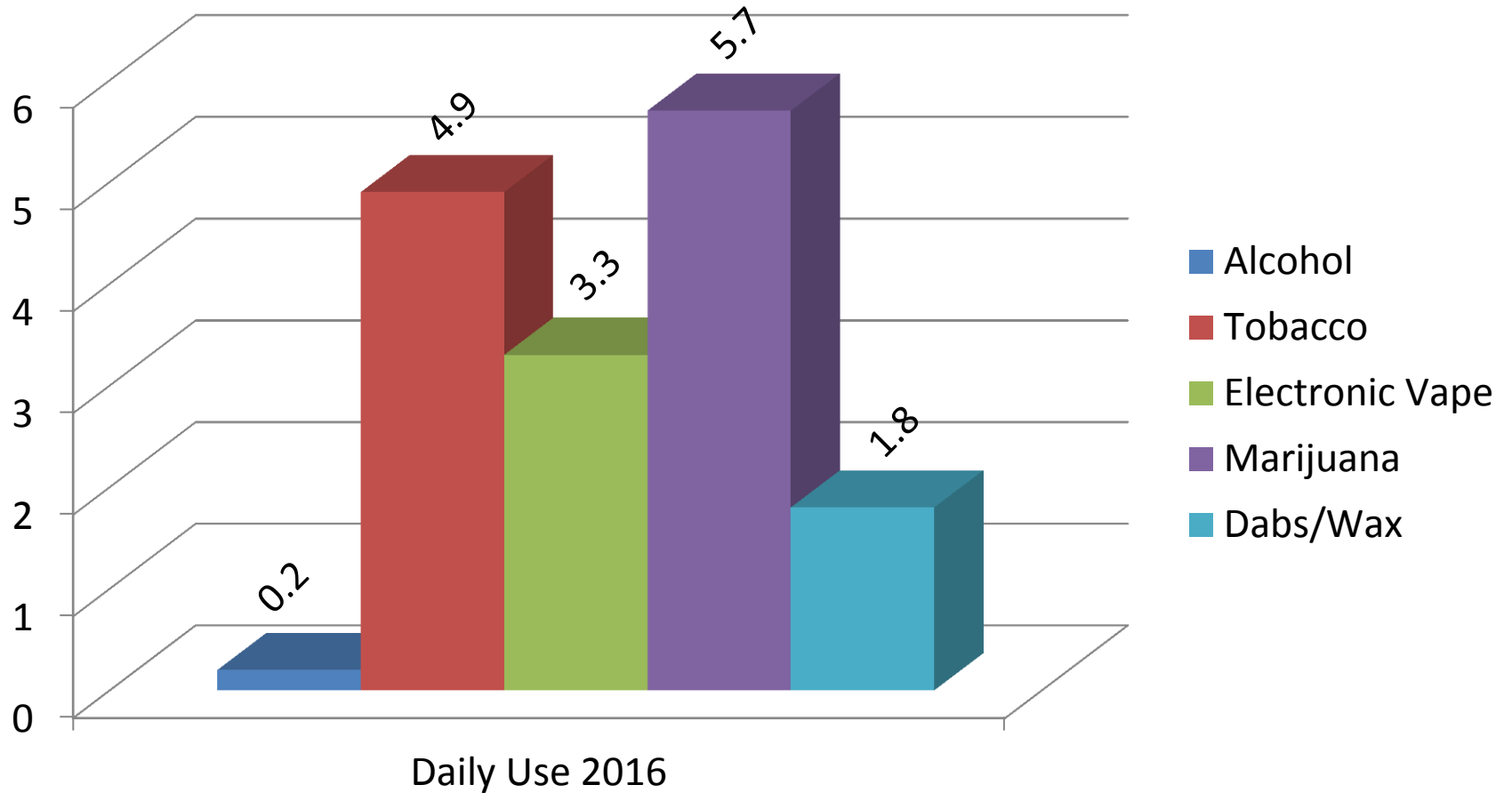
# New Data for 2016

## Electronic Vape and Dabs/Wax

### Seniors %

	Lifetime use	30 day use	Ease of Access
Electronic Vape	37.8	16.7	X
Marijuana Dabs/Wax	13.1	4.6	41.9

# Daily Use - Seniors %



# Age of Onset

## Seniors 2010-2016

Years	2004	2006	2008	2010 *	2012	2014	2016
Alcohol	14.31	14.41	14.58	14.05	14.94	14.96	15.13
Tobacco	13.78	13.94	14.34	14.01	14.57	14.81	15.16
Marijuana Pot, Weed	14.63	14.60	14.89	14.65	14.99	15.15	15.25
Rx Drugs	14.85	14.59	15.60	14.84	15.08	15.54	15.35
Synthetics (Bath Salts, K2, Spice)	X	X	X	X	15.56	15.13	14.85
Electronic Vap	X	X	X	X	X	X	16.24
Marijuana Wax, Dabs	X	X	X	X	X	X	15.96

**\* Note: In 2010 age of onset was the youngest for all drugs since the current survey began in 2004**



# Access

## Very Easy and Somewhat Easy

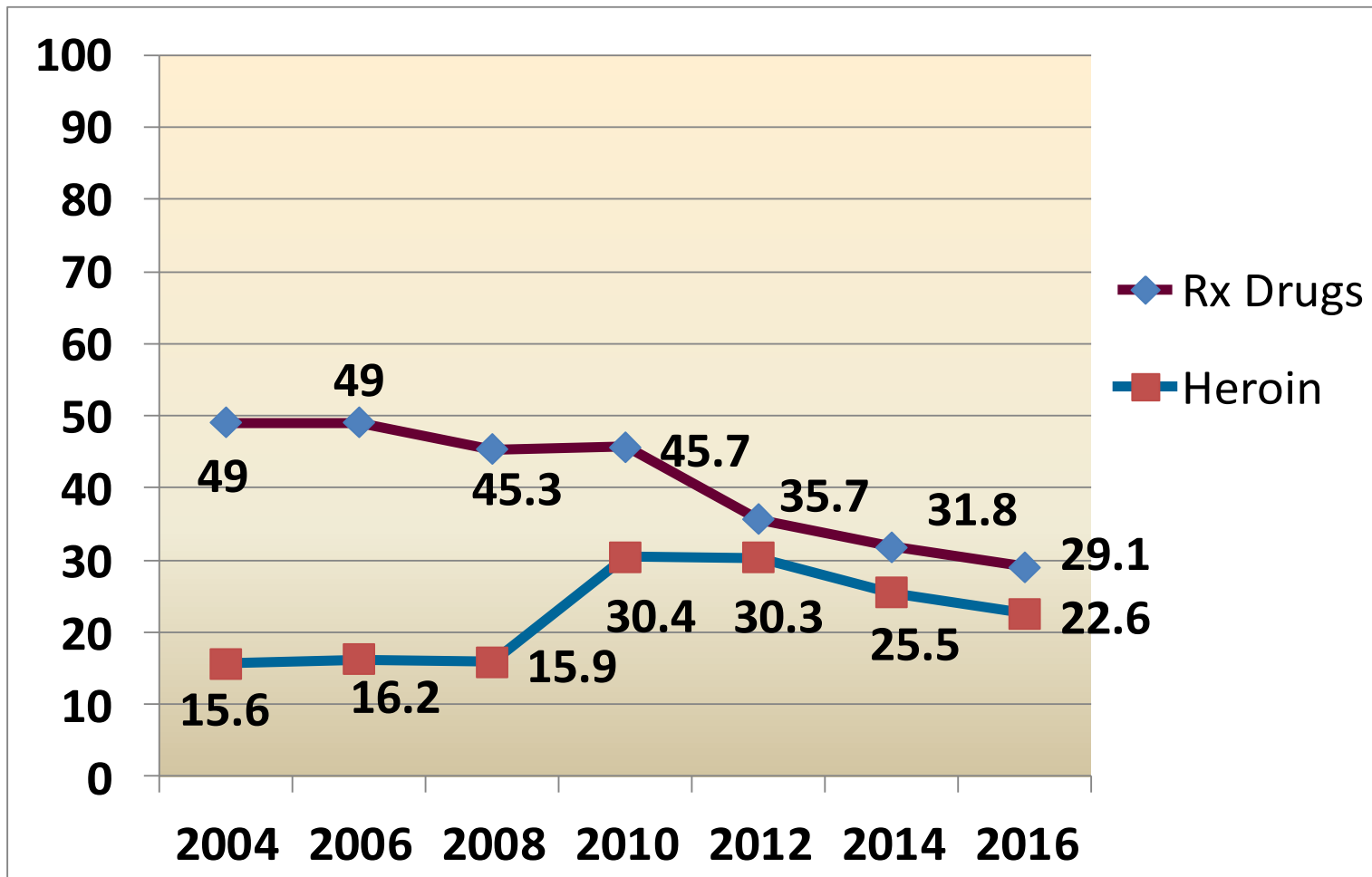
Seniors      Percent %

	2004	2006	2008	2010	2012	2014	2016
Alcohol	85	84.2	84.2	83.3	79.1	76.7	<b>73.4</b>
Tobacco	85.5	84.7	75.3	84.3	79.6	75.2	<b>69.8</b>
Marijuana Pot, Weed	69	67.3	66.2	73.1	68.1	68.3	<b>63.6</b>
Marijuana Dabs, Wax	X	X	X	X	X	X	<b>41.9</b>
Rx	49	49	45.3	45.7	35.7	31.8	<b>29.1</b>
Heroin	15.6	16.2	15.9	30.4	30.3	25.5	<b>22.6</b>
Meth	18	18.7	14.7	14.2	14	16.7	<b>16.7</b>
Synthetics	X	X	X	X	29.4	22.1	<b>16.7</b>

# Ease of Access Trend

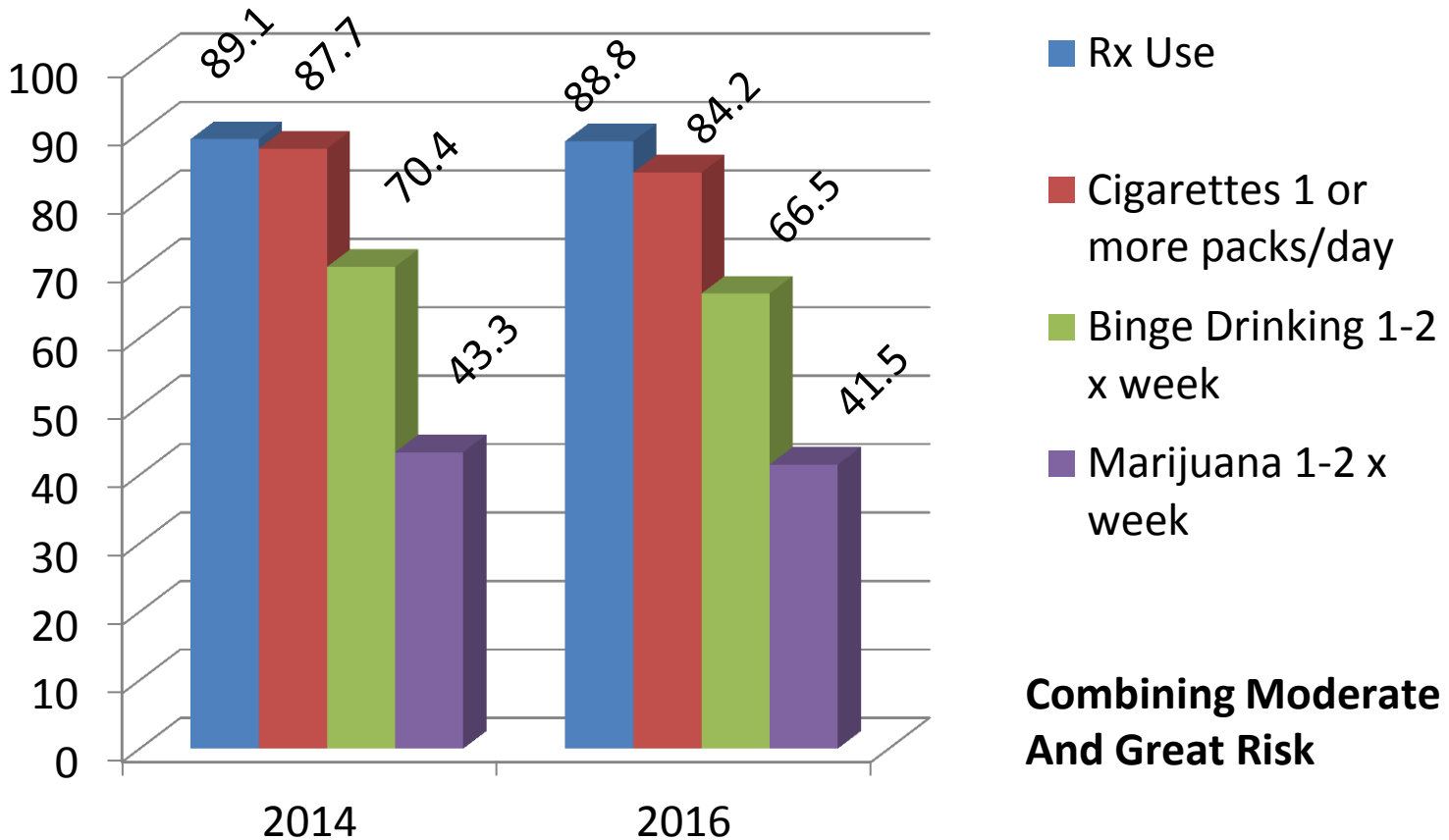
## Prescription Drugs (Rx) and Heroin

% of Seniors indicating very easy and somewhat easy access



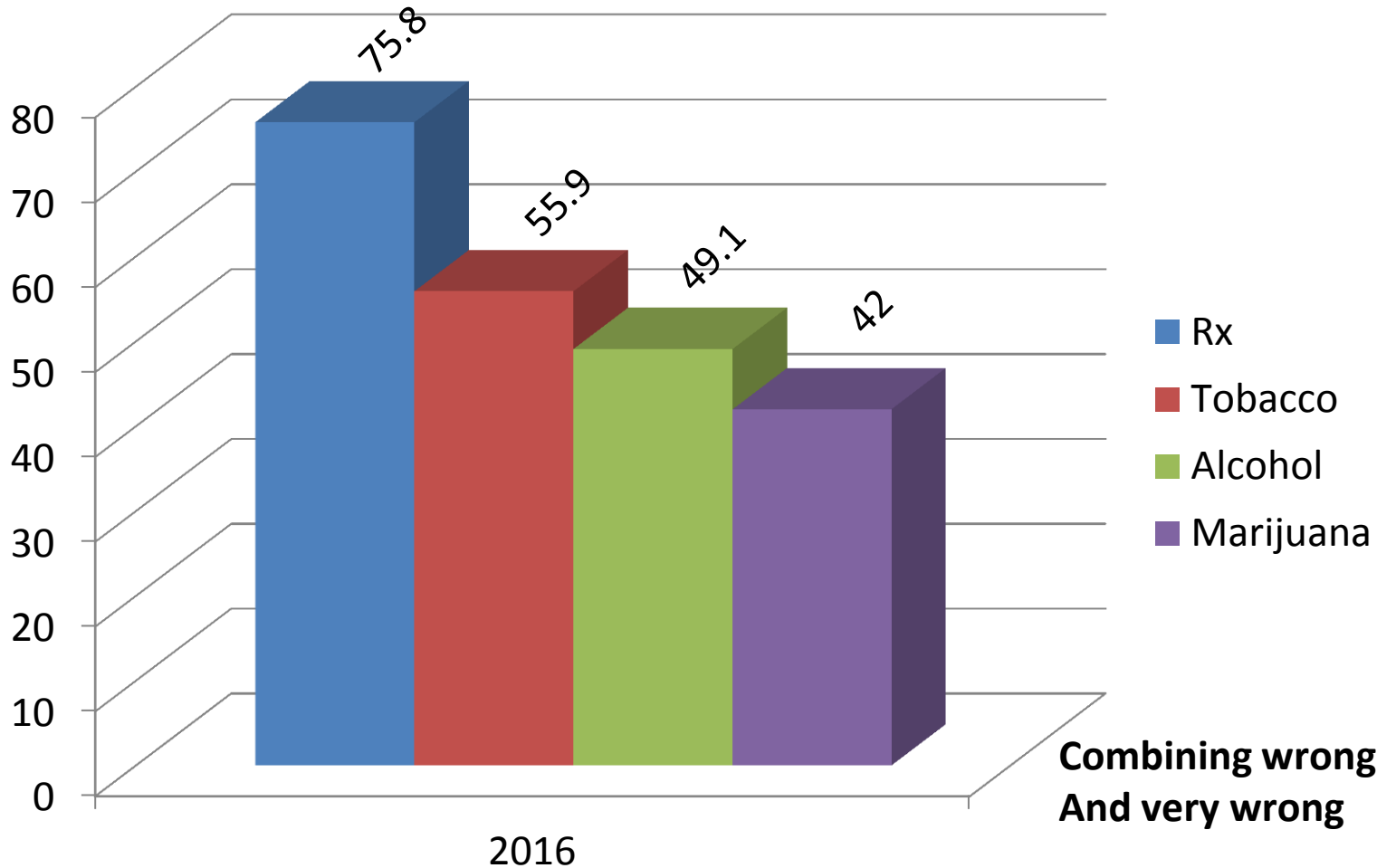
# Perception of Risk of Harm

## Seniors 2016 %

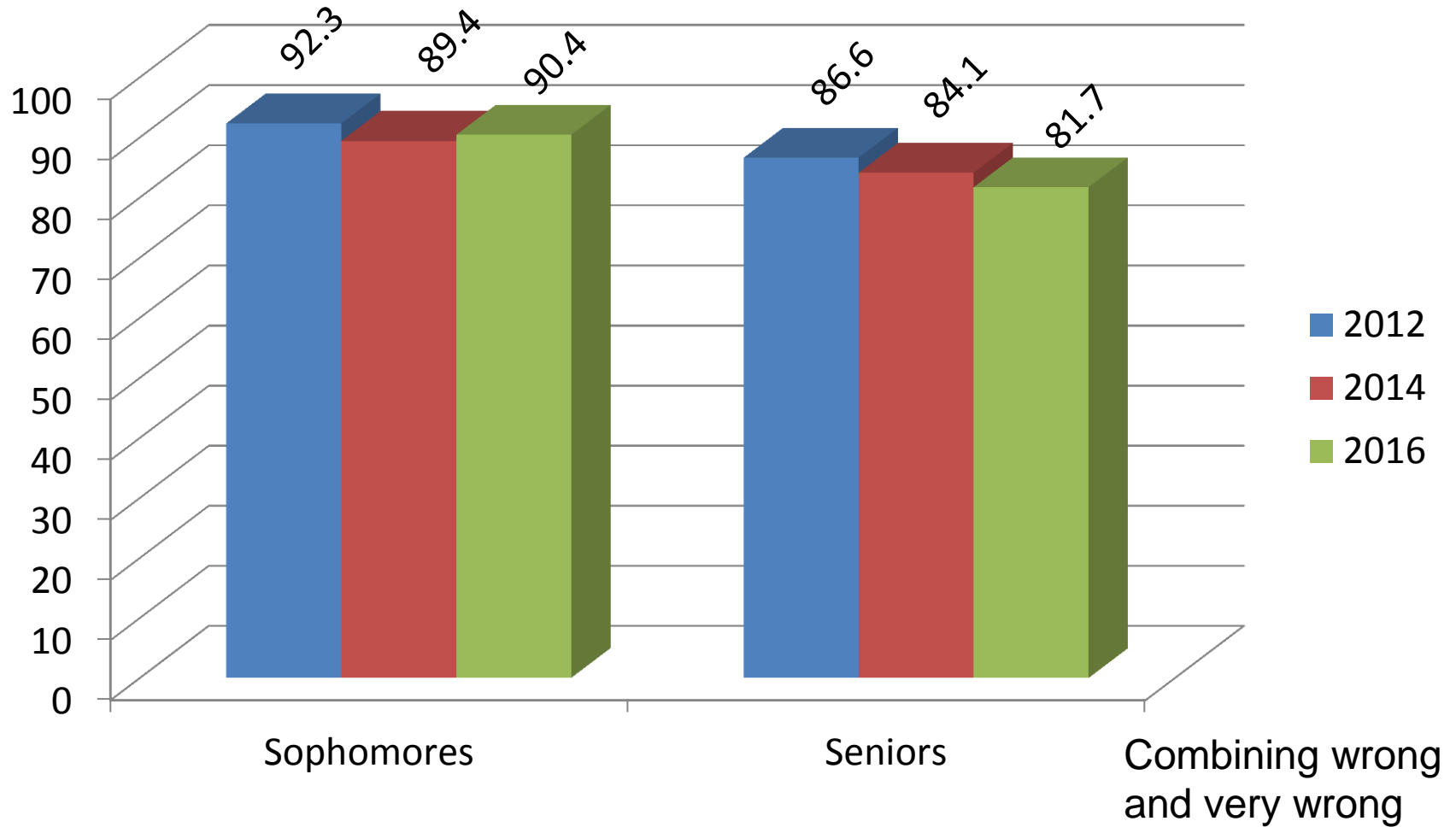


# Peer Disapproval

Seniors 2016 %



# Perception of Parental Disapproval Marijuana 2012-2016



# Behavioral Health

- Protective Factors
- Risk Factors
- Assets
- Bullying
- Suicide
- Sexual Activity
- 6 to Succeed



# Protective Factors 2016 Seniors

## ■ *Positive Youth Development*

- Participating in positive activities: faith, school sports, community activities

## ■ *Academic Achievement*

- Good grades and school attendance

## ■ *Trusted Adult* at Home or School

In 2014, Seniors reported that **88.0%** had a trusted adult at home and **71.8%** had a trusted adult at school.




In 2016, Seniors reported that **89.2%**↑ had a trusted adult at home and **74.7%**↑ had a trusted adult at school.

# Protective Factors 2016 Seniors

- ***Clear Boundaries & Expectations***
  - Parents & Schools: set rules, enforce rules, punish for breaking rules (Always/Often)
    - In 2014, **84.1%** of Senior students reported that their parents set clear rules and **80.2%** report that their parents enforce these rules.
    - In 2016, **81.4%** ↓ of Senior students reported that their parents set clear rules and **77.9%** ↓ report that their parents enforce the rules. The 2016 figures illustrate a decrease in this protective factor since 2014



# Parents Always and Often

	2004	2006	2008	2010	2012	2014	2016
Parents Involved in School	59	64	60.7	59	63.7	62.1	63.1 
Parents Set Clear Rules	78	81.7	76.7	79.1	80.5	84.1	81.4 
Parents Enforce Rules	75	76	76.6	74.2	77	80.2	77.9 

% Seniors 2004- 2016

# Protective Factors

## Parents

### 2016 Seniors - % Who have never used

2016	% of total students surveyed	Parents set clear rules	Parents enforce rules	Parents talk about harmful effects	Parents are involved at school
Alcohol	31.5	44.2	44.8	44.2	45.6
Marijuana	67.4	71.9	73.0	71.1	74.4
Rx Drugs	94.9	96.4	97.0	96.3	96.6

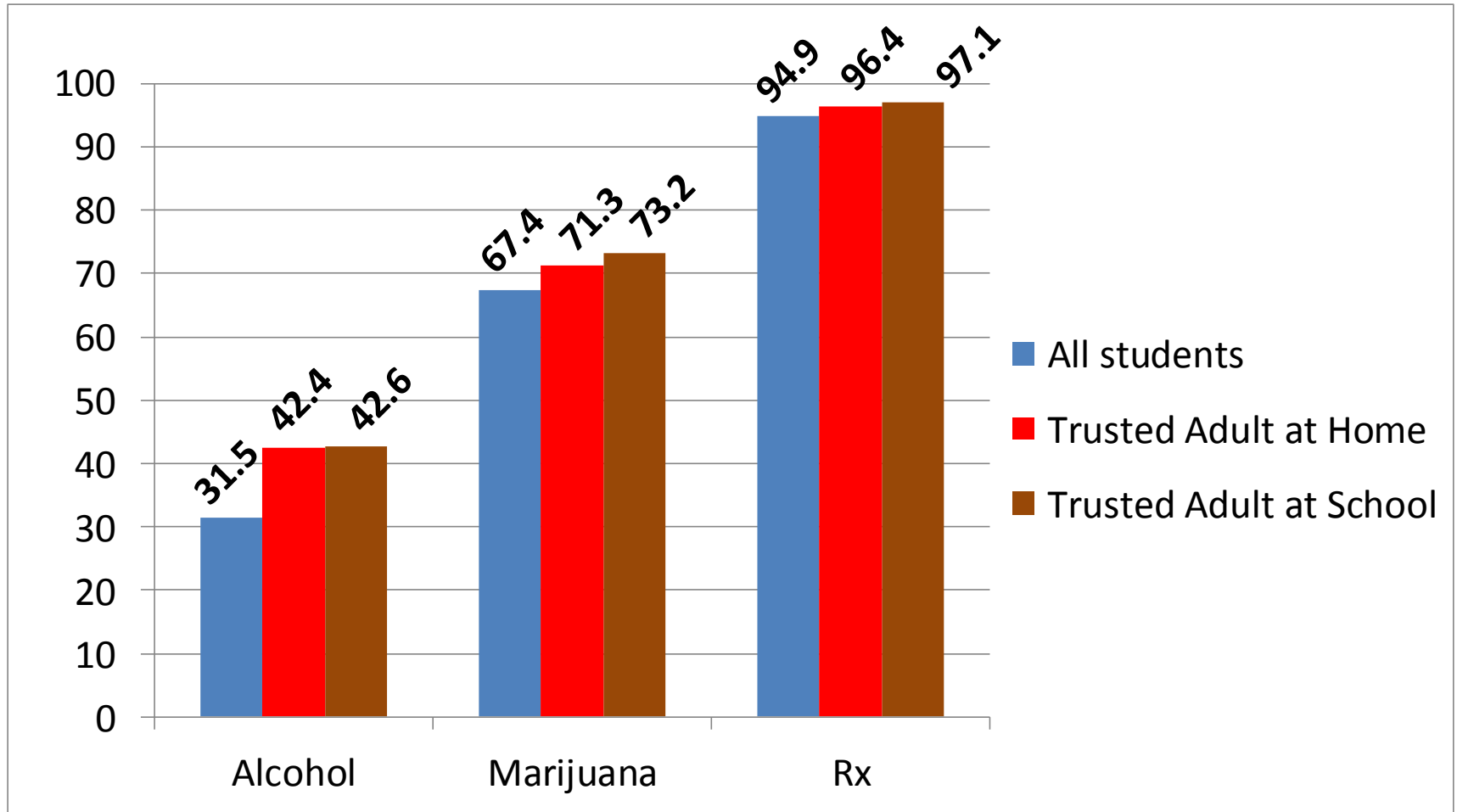
# Protective Factors

## School and Community Activities

### 2016 Seniors - % who have never used



2016	% of total students surveyed	Involved in community activities	Involved in school activities	involved in school sports
Alcohol	31.5	46.7	41.3	42.4
Marijuana	67.4	80.2	74.3	74.7
Rx Drugs	94.9	97.5	97.2	98.1

# Impact of Trusted Adult on Substance Use – % of Seniors who have never used... 2016





# **Alcohol Use, Assets and Gender**

## **Seniors who have never used... 2016**

Assets	Male 	Female 	% of all students who have never used
School Activities	41.7	36.9	31.5
School Sports	44.5	39.9	31.5
Parents Set Rules	45.2	43.0	31.5
Discuss effects of drugs & alcohol	46.0	42.0	31.5
Involved in education	48.7	42.3	31.5

# Marijuana Use, Assets and Gender



## Seniors who have never used... 2016

Assets	Male 	Female 	% of all students who have never used
School Activities	71.6	77.0	67.4
School Sports	72.9	77.5	67.4
Parents Set Rules	71.6	72.2	67.4
Discuss effects of drugs & alcohol	70.9	71.5	67.4
Involved in education	71.5	77.1	67.4

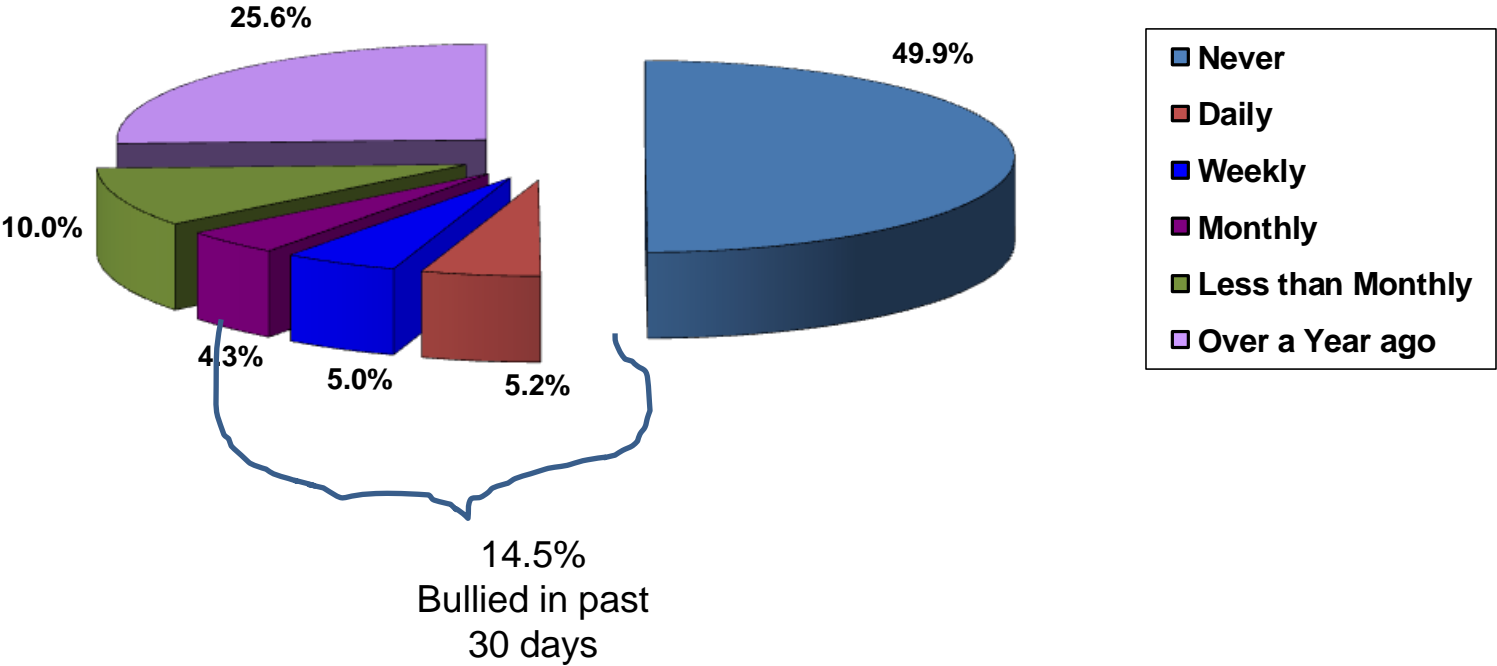
# Rx Use, Assets and Gender

## Seniors who have never used... 2016

Percent %

Assets	Male 	Female 	% of all students who have never used
School Activities	96.1	98.1	94.9
School Sports	97.1	99.0	94.9
Parents Set Rules	94.7	97.8	94.9
Discuss effects of drugs & alcohol	94.6	97.8	94.9
Involved in education	94.2	98.6	94.9

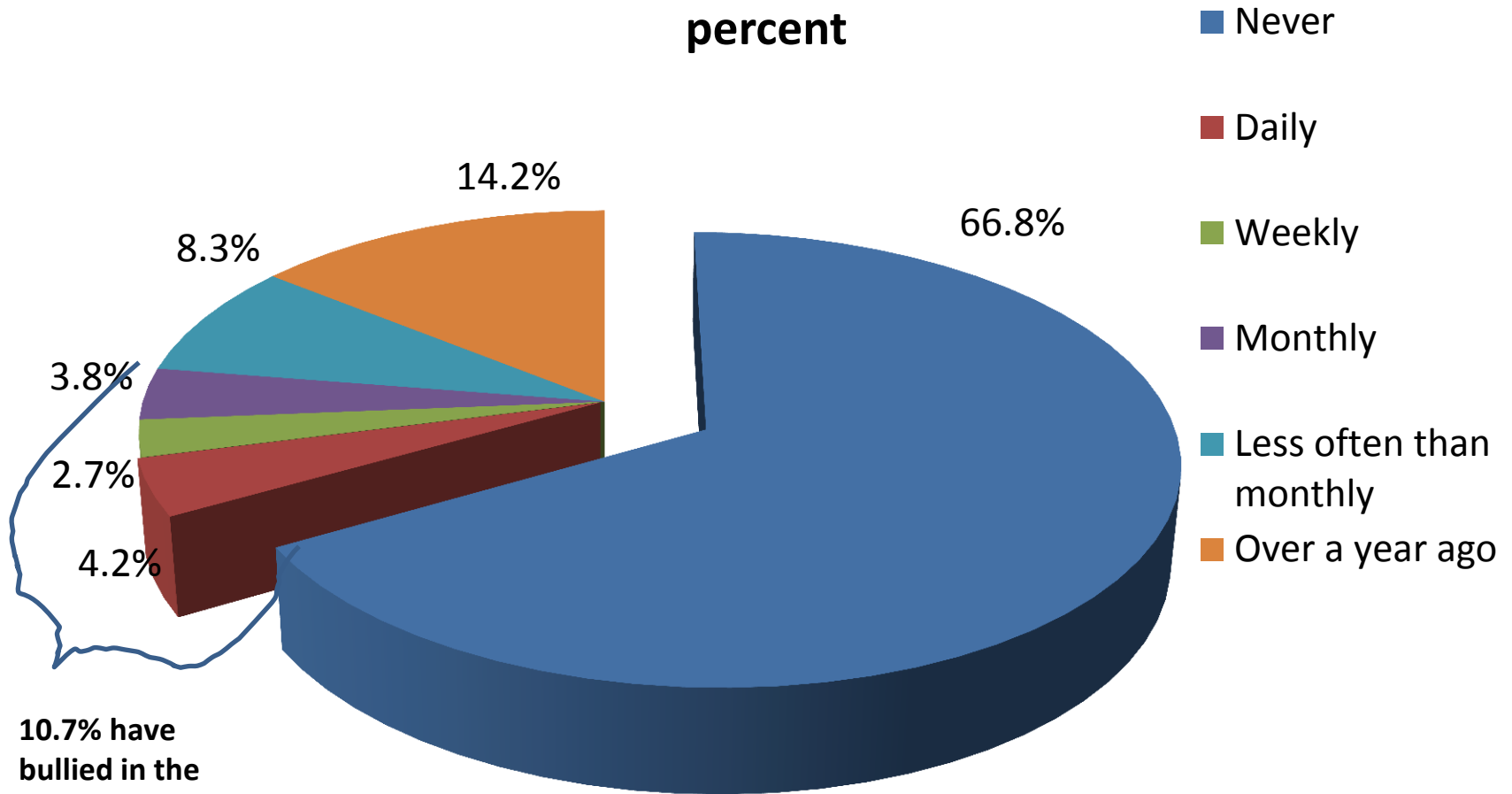
# Have You Been Bullied or Teased? Seniors 2016 %





# Have You Bullied or Teased Others? Seniors 2016 %

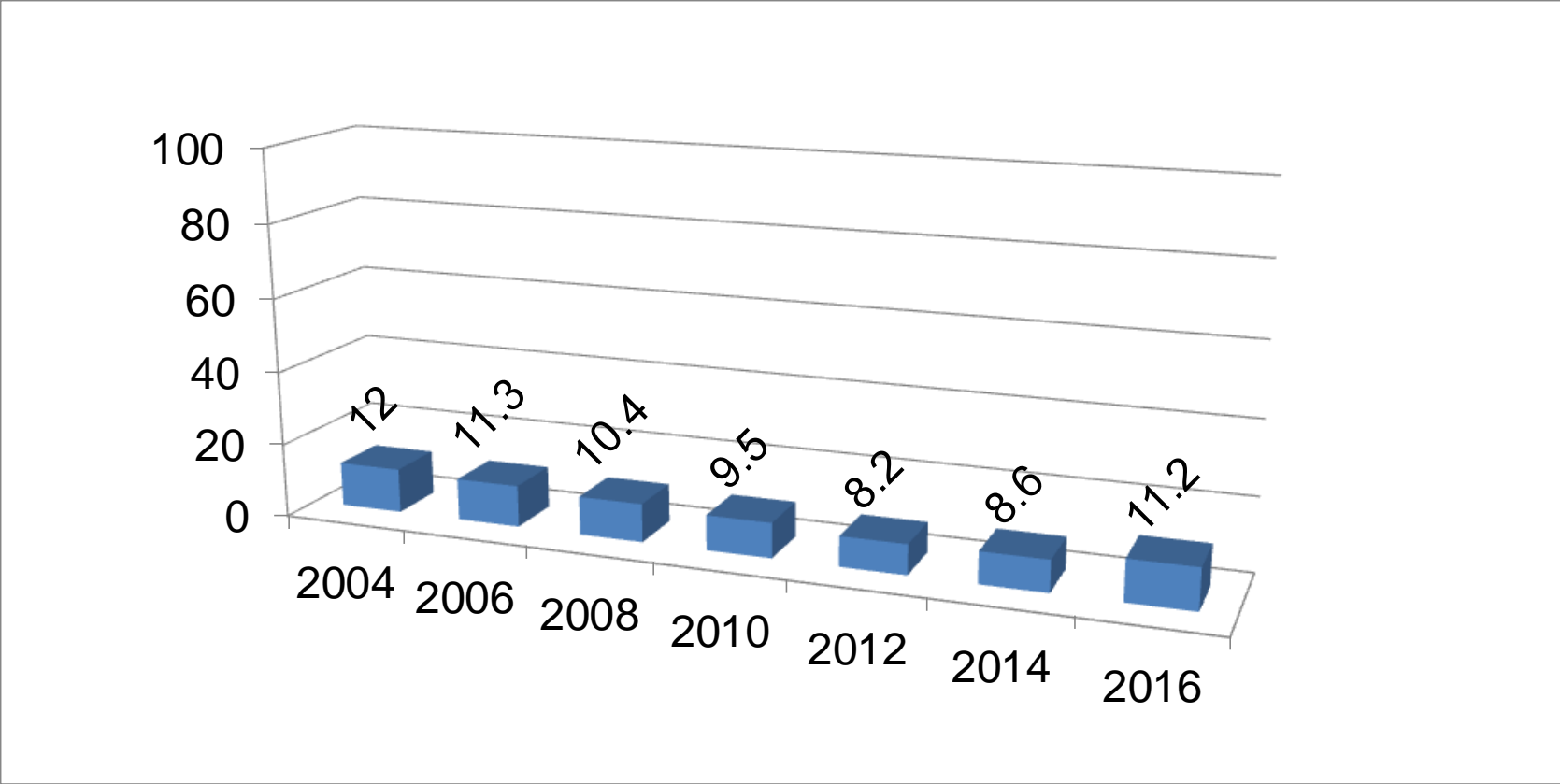
percent



10.7% have  
bullied in the  
last 30 days.

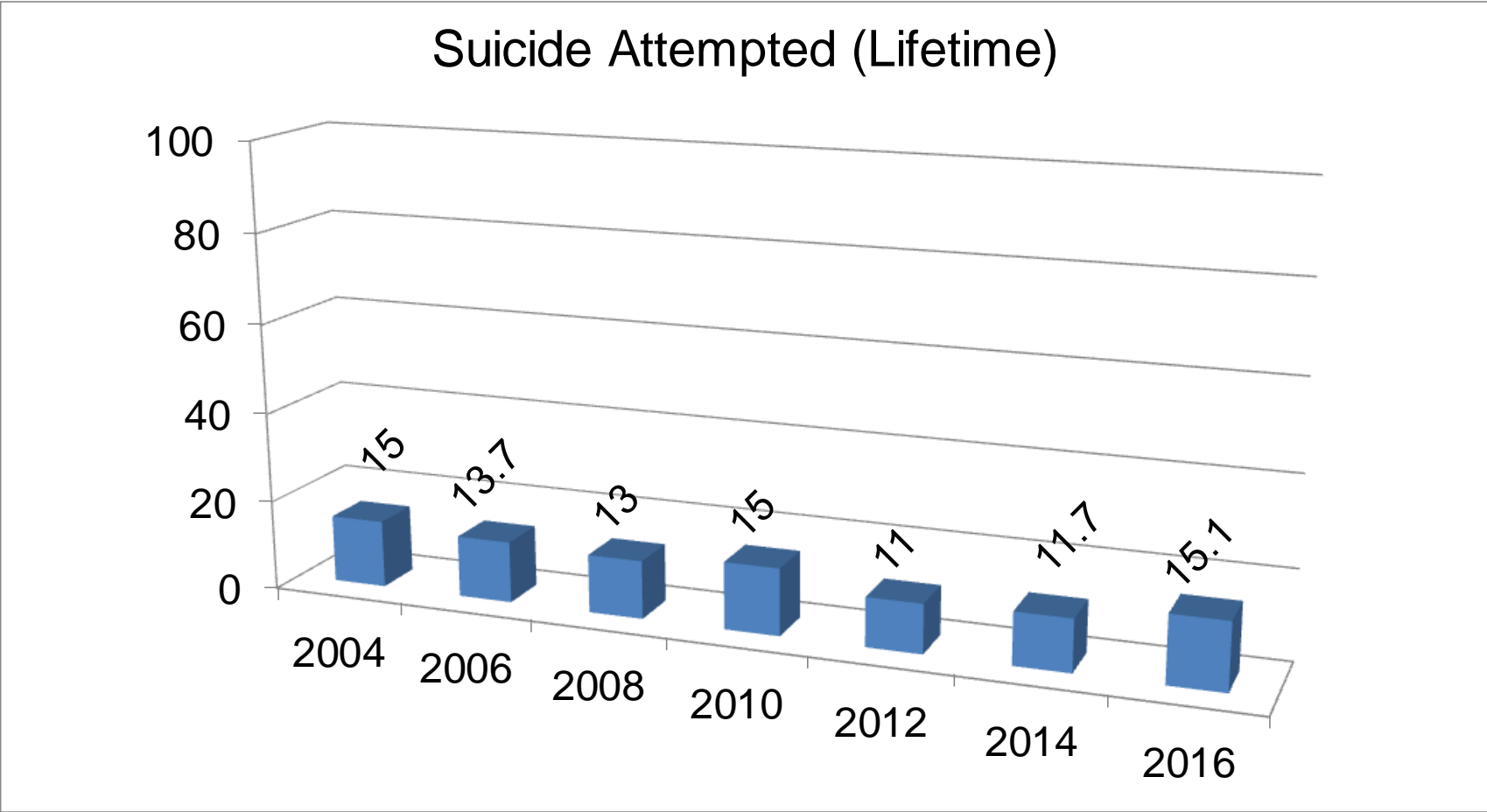
# Suicidal Thoughts Past Month

## Seniors 2004- 2016 percent

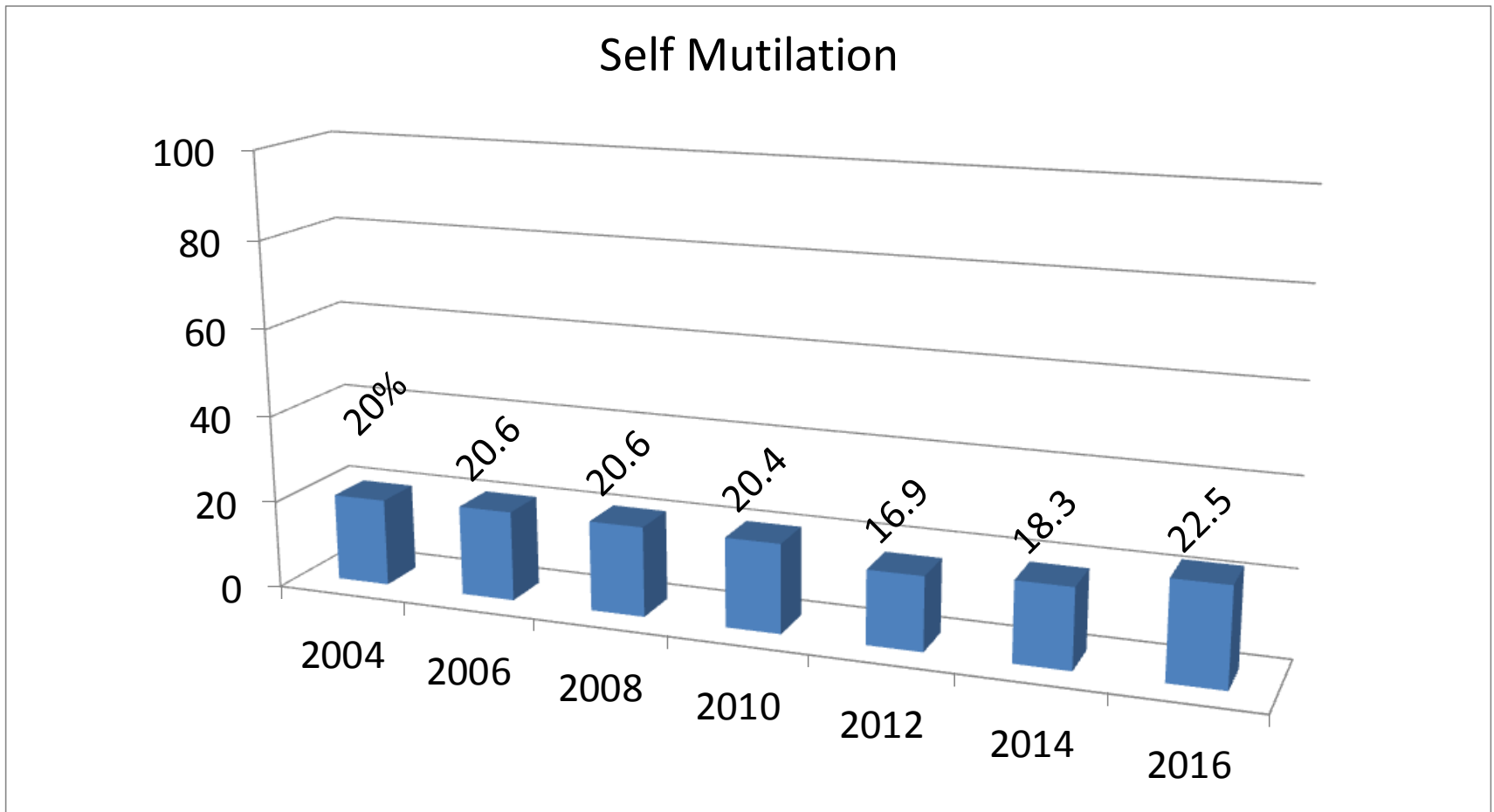


# Suicide Attempts – Lifetime

## Seniors 2004-2016 percent

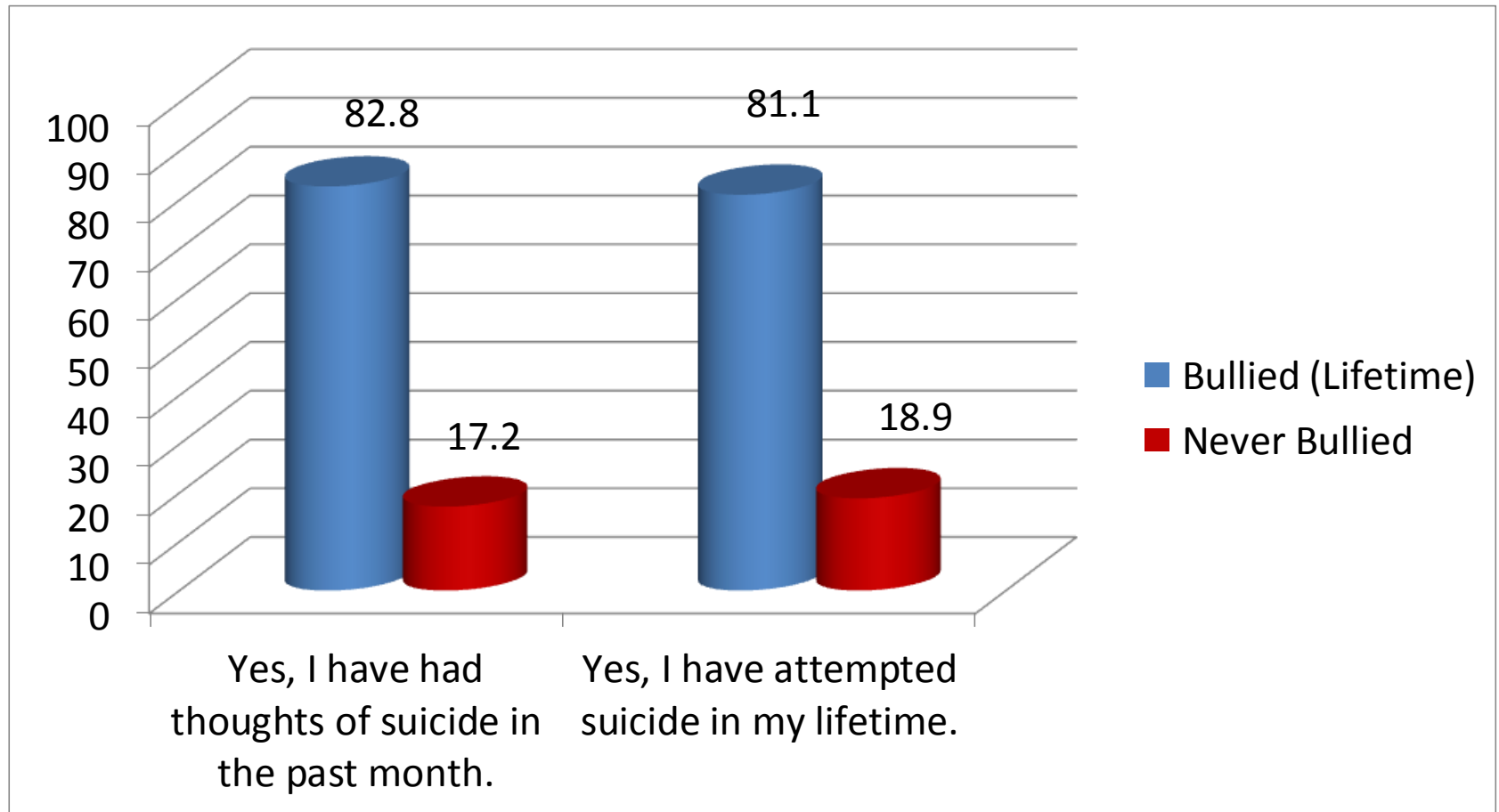


# Self Mutilation – Lifetime Seniors 2004-2016 percent



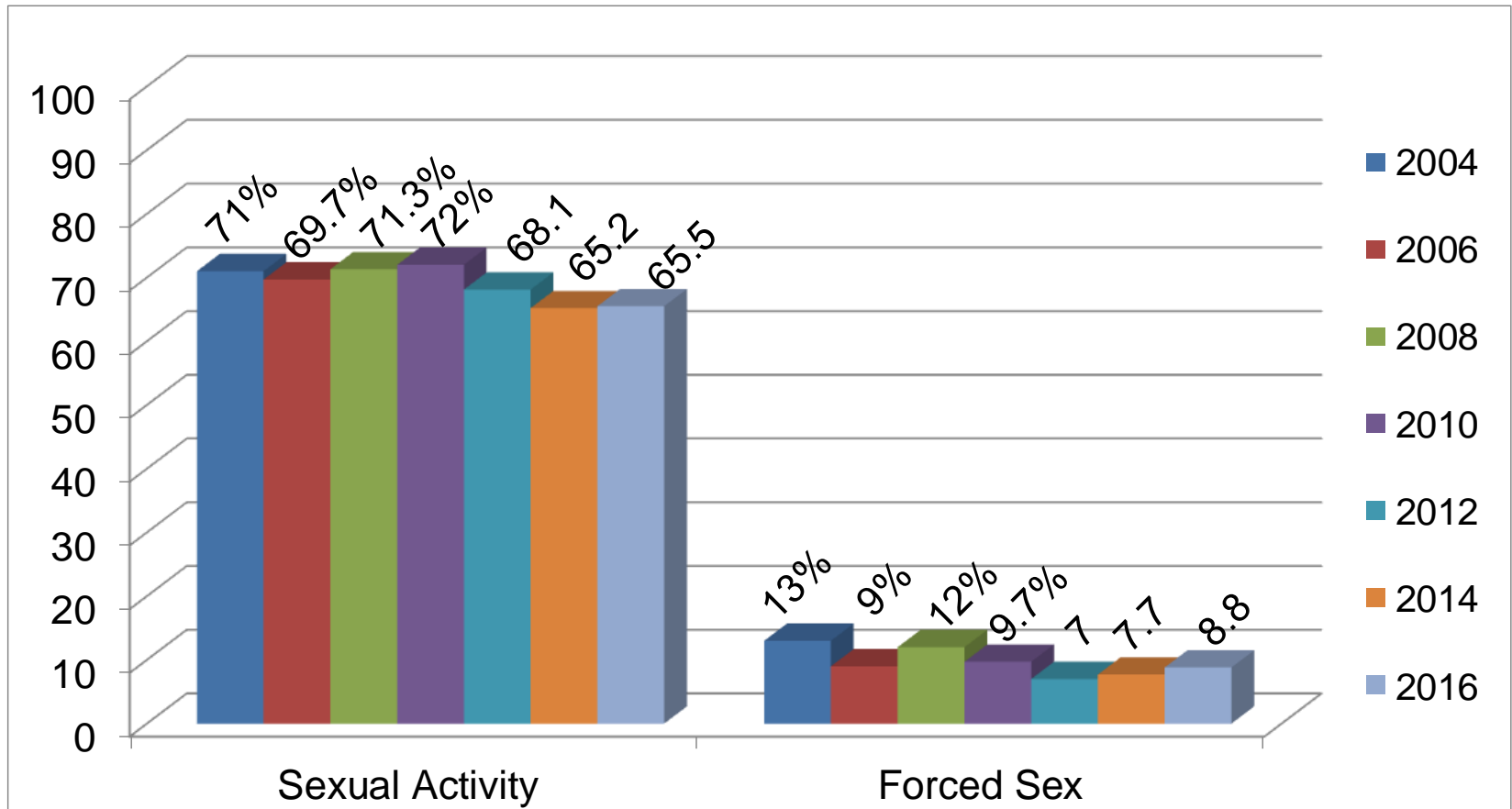
# Bullying and Suicide

## Seniors % 2016



# Sexual Activity Lifetime

## Seniors 2004- 2016 percent

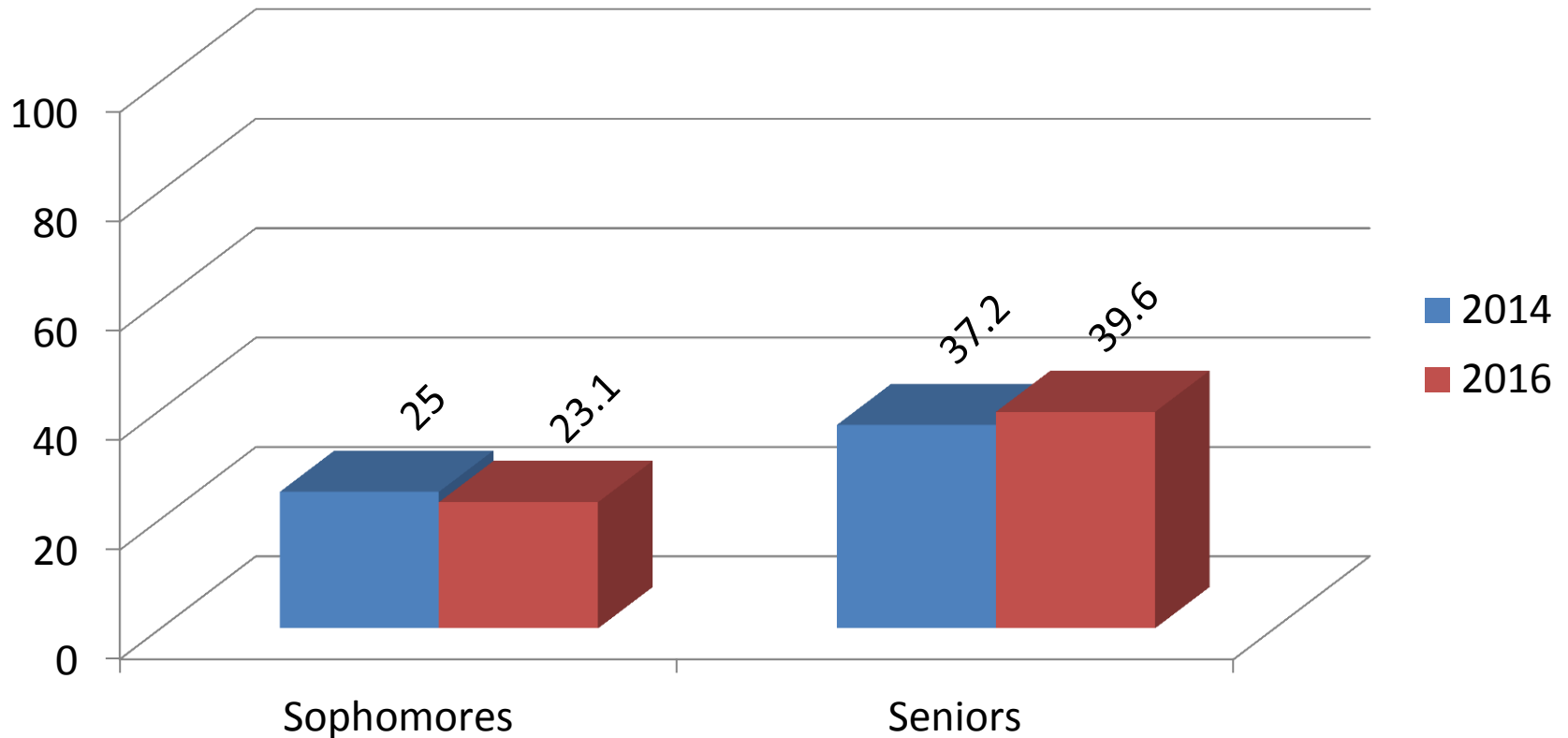


# Sexting:

Have you ever sent a photo or video containing sexual content by texting, messaging or email? (yes response)

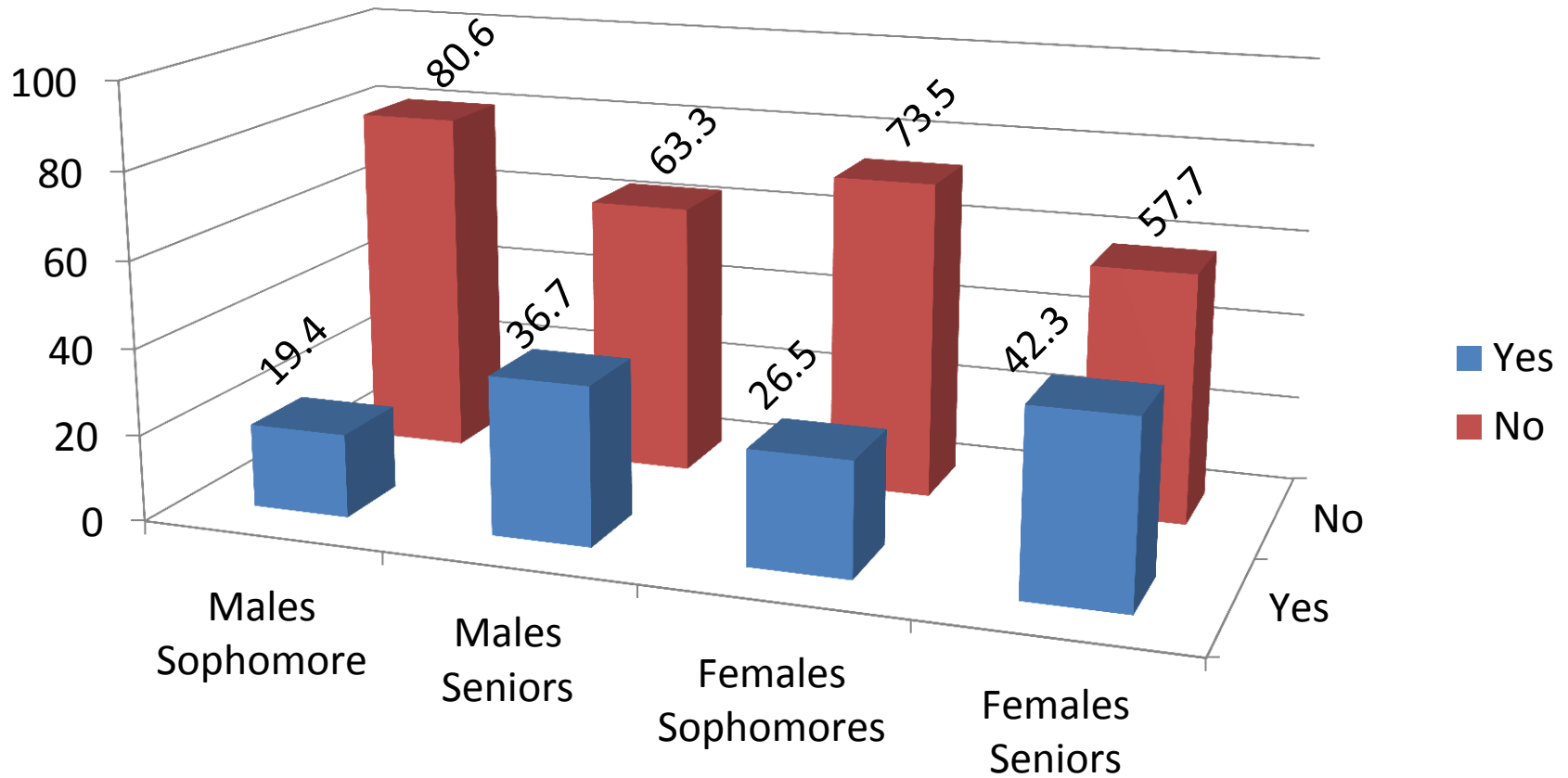
2014-2016

Percent



# Sexting and Gender

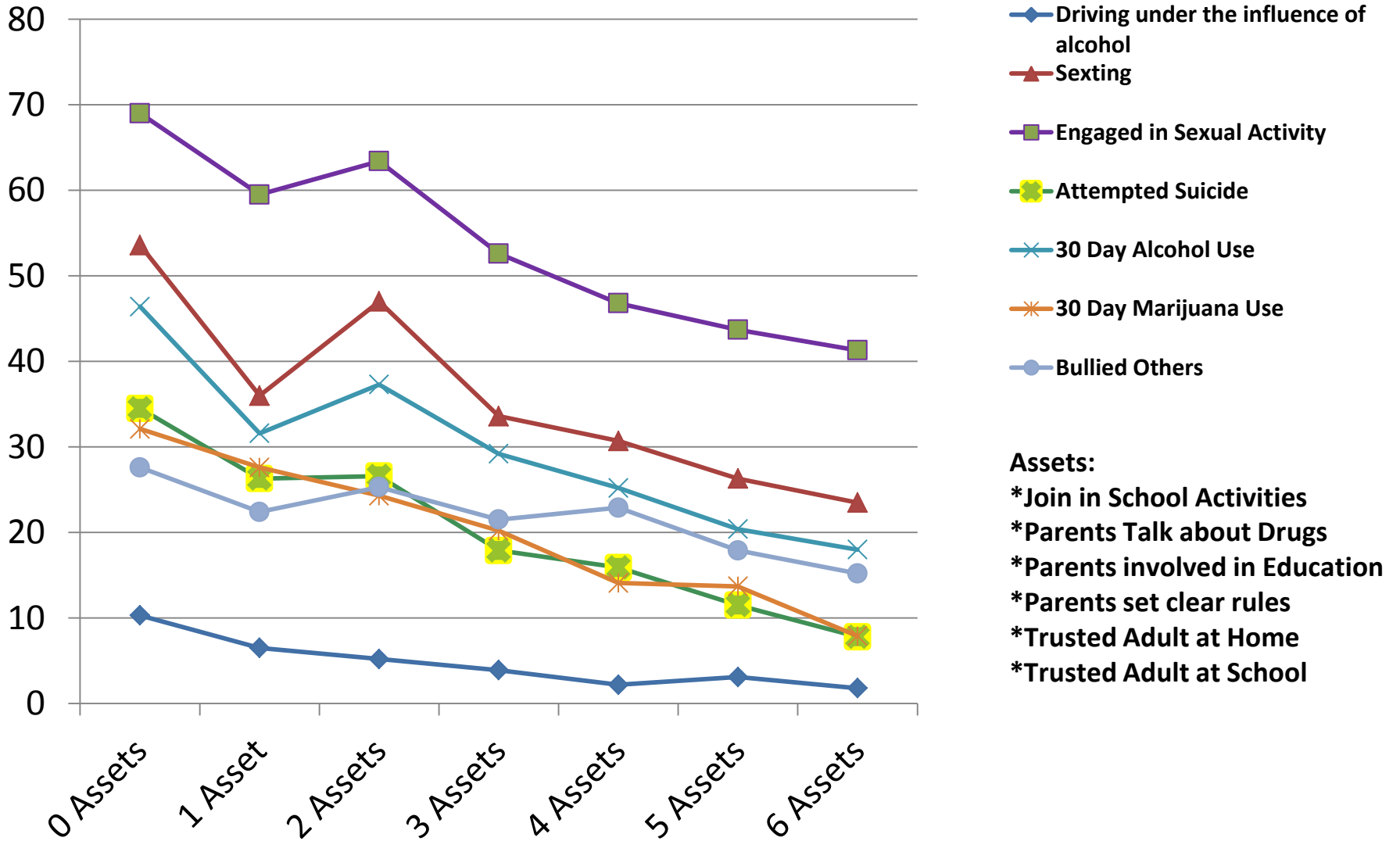
## 2016 %





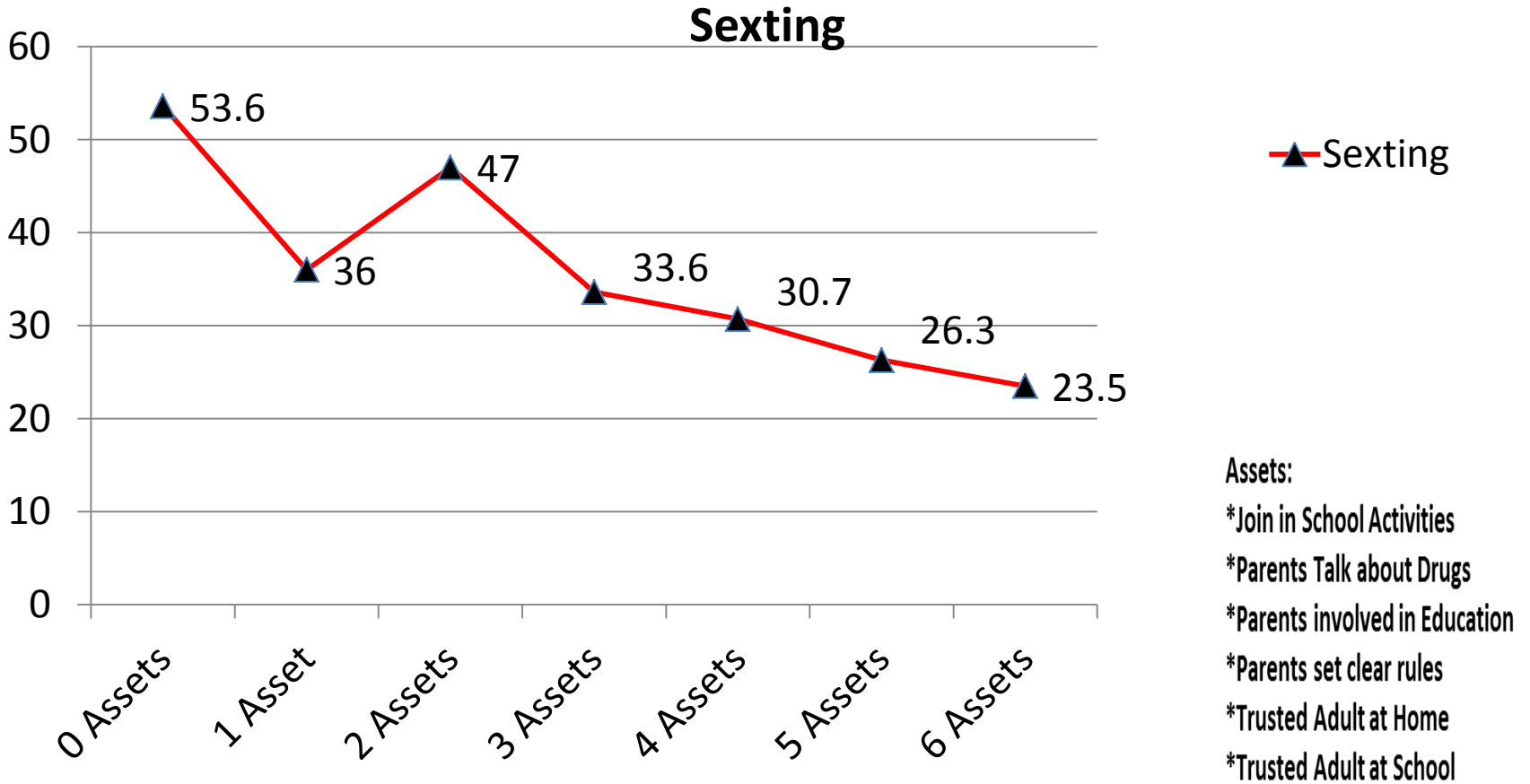
# 6 to Succeed

## Seniors and Sophomores Combined



# 6 to Succeed

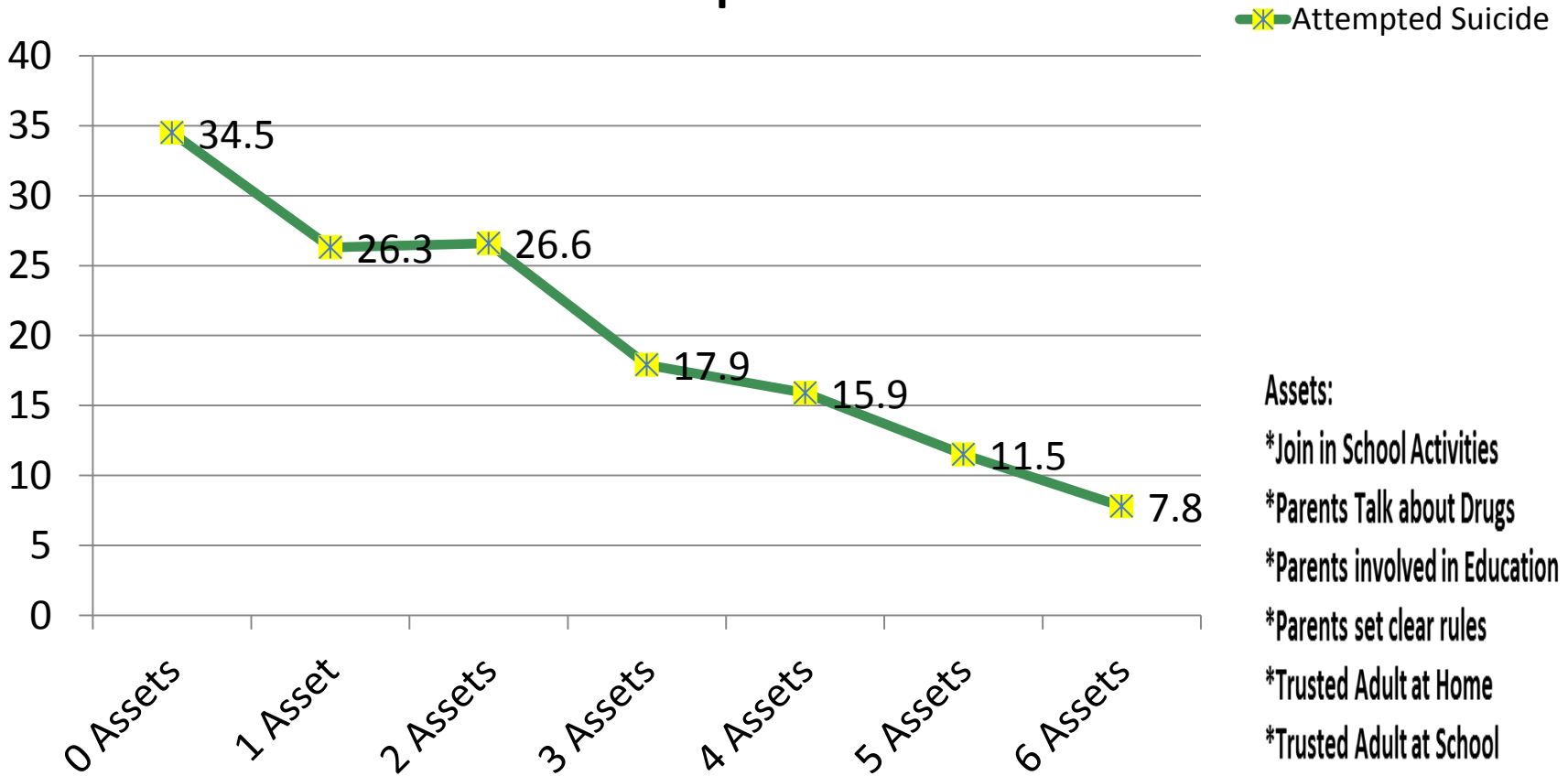
## Seniors and Sophomores Combined



# 6 to Succeed

## Seniors and Sophomores Combined

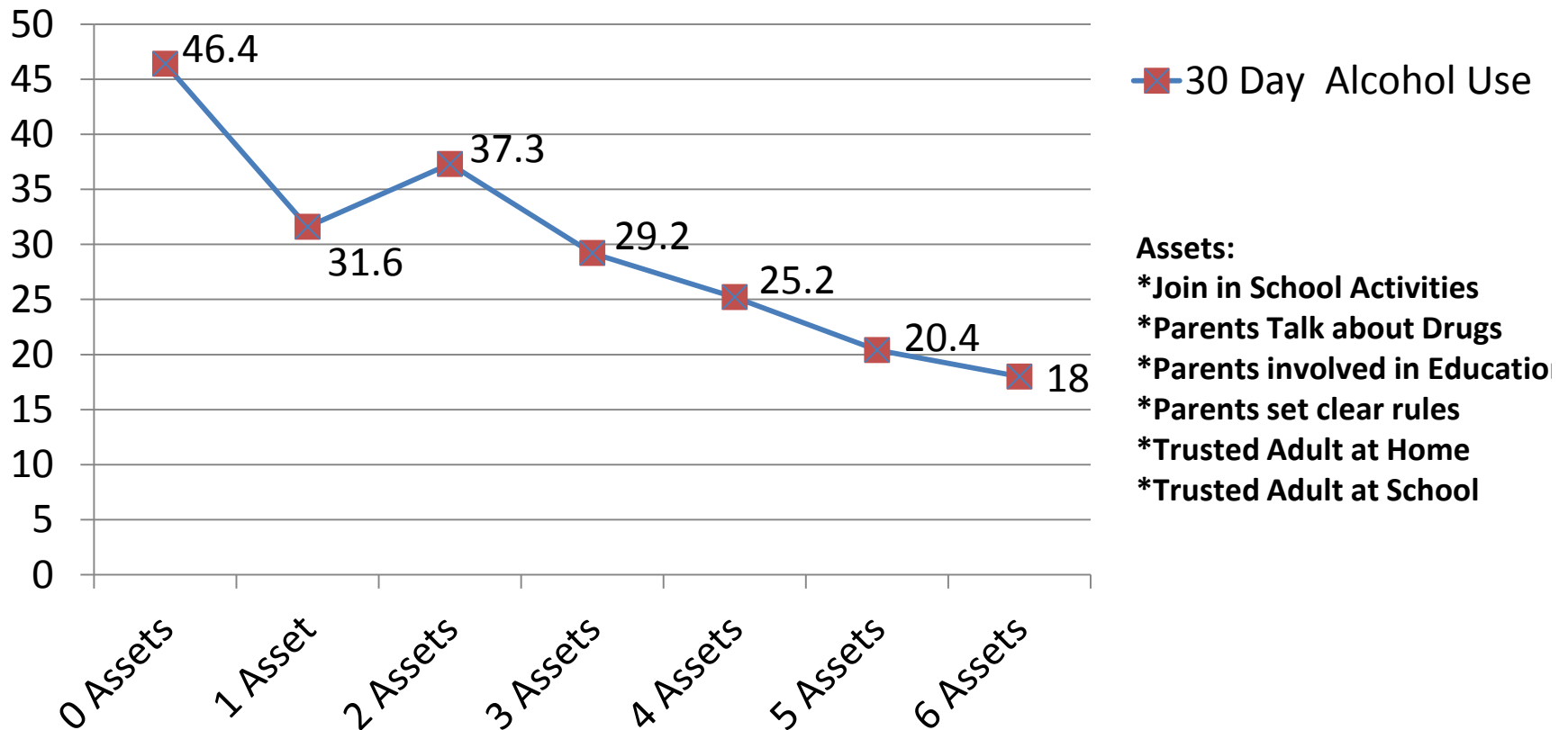
### Attempted Suicide



# 6 to Succeed

## Seniors and Sophomores Combined

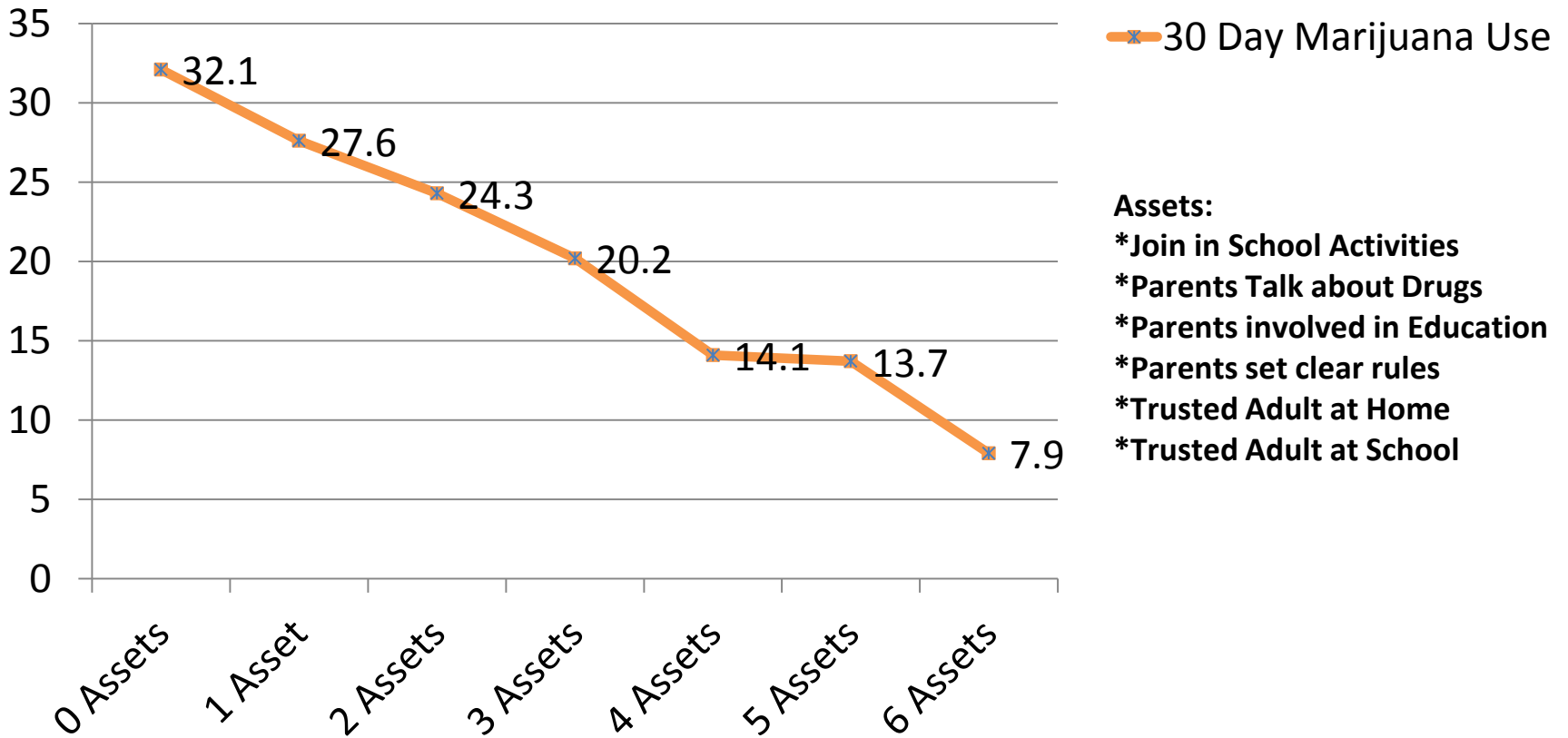
### 30 Day Alcohol Use



# 6 to Succeed

## Seniors and Sophomores Combined

### 30 Day Marijuana Use



# Key Points: Alcohol

- Alcohol is the most used substance by Fairfield County youth – Lifetime prevalence for seniors is 68.5% compared to the Nation at 64.0%
- Alcohol is the easiest substance for high school seniors to access.
- The age of onset is 15.13 yrs. old
- Youth who start drinking before the age of 15 are five times more likely to develop alcohol dependence or abuse later in life than those who begin drinking at or after the age of 21 years.

# Key Points: Rx Drugs

- Lifetime use of Rx Drugs for Fairfield County Seniors decreased to 5.1%, but 30 Day use increased to 1.0% from .4% in 2014.
- Ease of Access has decreased so it is more difficult for youth to obtain Rx Drugs.
- Perception of Harm for Seniors has decreased from 89.1% in 2014 to 88.8% in 2016
- Fairfield County must continue its prevention, education and intervention efforts!

# Key Points: Marijuana

- Thirty day use of marijuana is higher than thirty day use of tobacco (14.6%, 8.0% respectively) and only 4.5% points from alcohol use.
- The perception of risk and peer attitude toward marijuana is concerning.
- Marijuana is seen as a low risk substance
- Youth perceive it is riskier to drink alcohol and take prescription drugs than to smoke pot.
- Dabs and Wax are being used.
- Medical Marijuana is now legal in Ohio!



# Key Points: Synthetics

## Education, Policy and Enforcement are key tools to reducing substance use

- Lifetime Use for all seniors dropped from 11.4% in 2012 to 6.1 % in 2014 to 2.9% in 2016
- 30 Day Use for all seniors dropped from 1.4% in 2012 to .3% in 2016
- Ease of Access dropped from
  - 29.4% in 2012 to 22.1% in 2014 to 16.7%. (Seniors)
  - 30.9% in 2012 to 19.9% in 2014 to 15.3% (Sophomores)

# Key Points: Behavioral Health

For Fairfield County Seniors:

- Suicidal Thoughts have increased
- Suicidal Attempts have increased
- Self Mutilation Rates have increased
- Sexting has increased

These are all areas of concern for our youth!

# Key Points:

## Parents and Adults...keep talking!!

- Ask open-ended questions and then listen. Resist the temptation to dominate the conversation.
- Be a Good Role Model for Teens
- Promote Positive Behavior
- Be Honest with the Teen
- Monitor Your Child
- **ASSETS AND ADULTS DO MATTER!!!**

# Concluding Messages

- Use continues to decline in Fairfield County – fewer students are regular users than in 2004
- Protective Factors continue to keep our teens healthy and thriving
- Collaboration is effective and necessary if we are to continue to drive drug use rates down

# Thank you to our school partners!

## Participating Schools

Amanda -Clearcreek Local School District  
Berne Union Local School District  
Bloom - Carroll Local School District  
Fairfield Union Local School District  
Fisher Catholic High School  
Lancaster City School District  
Liberty Union -Thurston Local School District  
Pickerington Local School District - Central  
Pickerington Local School District - North  
Walnut Township Local School District

**For more information or to schedule a presentation contact:  
Toni Ashton, Director  
Prevention Works for a Drug Free Fairfield County  
740-652-7285  
[tashton@co.fairfield.oh.us](mailto:tashton@co.fairfield.oh.us)**

